




CASE TO-92A

THE MPS6530 THROUGH MPS6535 ARE SILICON PLANAR EPITAXIAL TRANSISTORS FOR GENERAL PURPOSE AMPLIFIERS AND MEDIUM SPEED SWITCHING APPLICATIONS UP TO 600mA COLLECTOR CURRENT. THE MPS6530, MPS6531, MPS6532 ARE NPN AND ARE COMPLEMENTARY TO THE PNP MPS6533, MPS6534, MPS6535 RESPECTIVELY.



ABSOLUTE MAXIMUM RATINGS		NPN		PNP	
		MPS6530 MPS6531	MPS6532	MPS6533 MPS6534	MPS6535
Collector-Base Voltage	V <sub>CBO</sub>	60V	50V	40V	30V
Collector-Emitter Voltage	V <sub>CEO</sub>	40V	30V	40V	30V
Emitter-Base Voltage	V <sub>EBO</sub>	5V	5V	4V	4V
Collector Current	I <sub>C</sub>	0.6A			
Total Power Dissipation (T <sub>C</sub> ≤ 25°C)	P <sub>tot</sub>	1.2W			
		(T <sub>A</sub> ≤ 25°C) 500mW			
Operating Junction & Storage Temperature	T <sub>j</sub> , T <sub>stg</sub>	-55 to 150°C			

ELECTRICAL CHARACTERISTICS (T<sub>A</sub>=25°C unless otherwise noted)

PARAMETER	SYMBOL	MIN	TYP	MAX	UNIT	TEST CONDITIONS
Collector-Base Breakdown Voltage MPS6530, MPS6531 MPS6532 MPS6533, MPS6534 MPS6535	BV <sub>CBO</sub>	60			V	I <sub>C</sub> =0.01mA I <sub>E</sub> =0
Collector-Emitter Breakdown Voltage MPS6530, MPS6531 MPS6532 MPS6533, MPS6534 MPS6535	LV <sub>CEO</sub> *	40			V	I <sub>C</sub> =10mA I <sub>B</sub> =0
Emitter-Base Breakdown Voltage MPS6530, 1, 2 MPS6533, 4, 5	BV <sub>EBO</sub>	5			V	I <sub>E</sub> =0.01mA I <sub>C</sub> =0
Collector Cutoff Current MPS6530, MPS6531 MPS6532 MPS6533, MPS6534 MPS6535	IC <sub>BO</sub>			50	nA	V <sub>CB</sub> =40V I <sub>E</sub> =0
				100	nA	V <sub>CB</sub> =30V I <sub>E</sub> =0
				50	nA	V <sub>CB</sub> =30V I <sub>E</sub> =0
				100	nA	V <sub>CB</sub> =20V I <sub>E</sub> =0

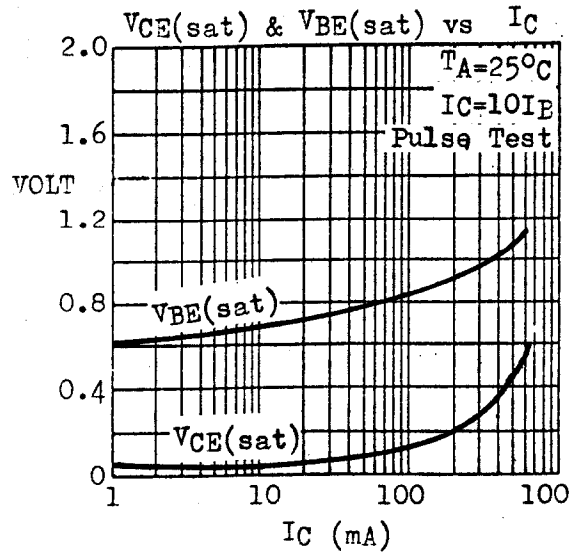
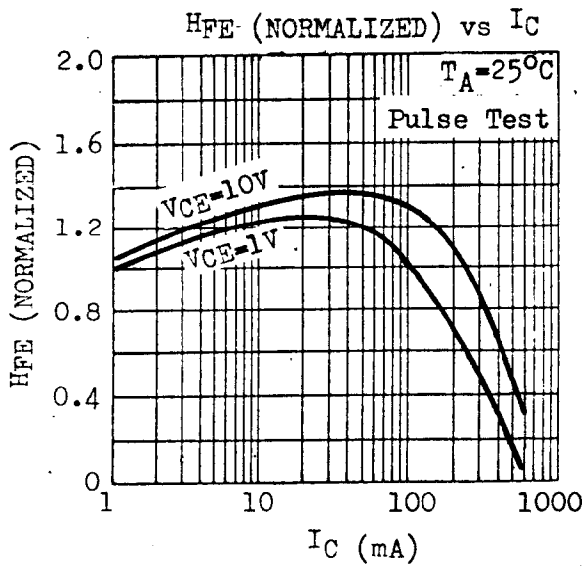
**MICRO ELECTRONICS LTD.**

38 HUNG TO ROAD, KWUN TONG, HONG KONG. TELEX #3510  
 KWUN TONG P. O. BOX 69477 CABLE ADDRESS "MICROTRON"  
 TELEPHONE:- 3-430181-6 3-893363, 3-892423

FAX: 3-410321

Collector Cutoff Current MPS6530, MPS6531 MPS6532 MPS6533, MPS6534 MPS6535	ICBO	2 5 2 5	$\mu\text{A}$ $\mu\text{A}$ $\mu\text{A}$ $\mu\text{A}$	VCB=40V IE=0 TA=60°C VCB=30V IE=0 TA=60°C VCB=30V IE=0 TA=60°C VCB=20V IE=0 TA=60°C	
Collector-Emitter Saturation Voltage MPS6530, MPS6532 MPS6531 MPS6533, MPS6535 MPS6534	VCE(sat)*	0.5 0.3 0.5 0.3	V V V V	IC=100mA IB=10mA ;	
Base-Emitter Saturation Voltage MPS6530, MPS6531 MPS6532 MPS6533, MPS6534 MPS6535	VBE(sat)*	1.0 1.2 1.0 1.2	V V V V	IC=100mA IB=10mA	
D.C. Current Gain MPS6530, MPS6533	HFE *	30 40 25	120	IC=10mA VCE=1V IC=100mA VCE=1V IC=500mA VCE=10V	
D.C. Current Gain MPS6531, MPS6534	HFE *	60 90 50	270	IC=10mA VCE=1V IC=100mA VCE=1V IC=500mA VCE=10V	
D.C. Current Gain MPS6532, MPS6535	HFE *	30		IC=100mA VCE=1V	
Collector-Base Capacitance MPS6530, 1, 2 MPS6533, 4, 5	Cob	3.8 4.8	5 6	pF pF	VCB=10V IE=0 f=100kHz
Current Gain-Bandwidth Product	fT	250		MHz	IC=50mA VCE=10V

\* Pulse Test : Pulse Width=0.3ms, Duty Cycle=1%



1.78.6500B.0650B