

SANYO	No.2550	2SK536
		N-Channel Enhancement MOS Silicon FET Analog Switch Applications

Features

- . Large $|Y_{fs}|$
- . Enhancement type
- . Small ON resistance

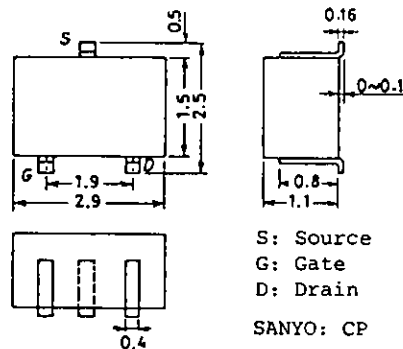
Absolute Maximum Ratings at Ta=25°C

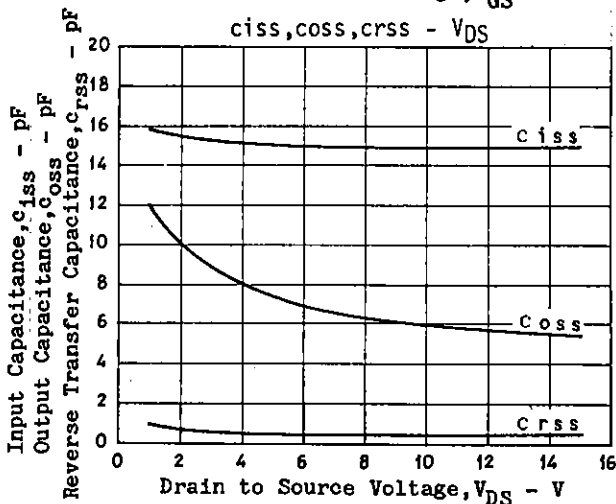
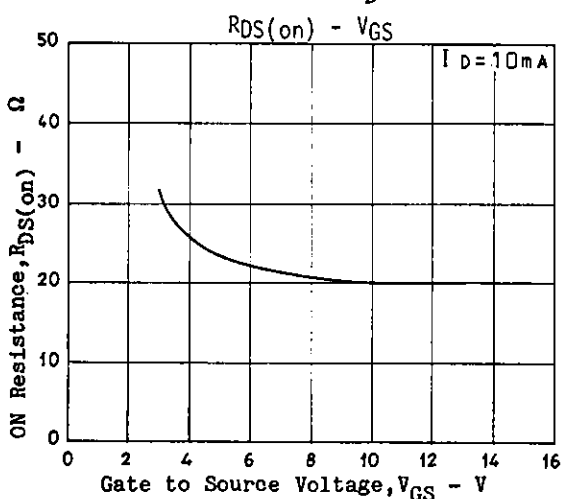
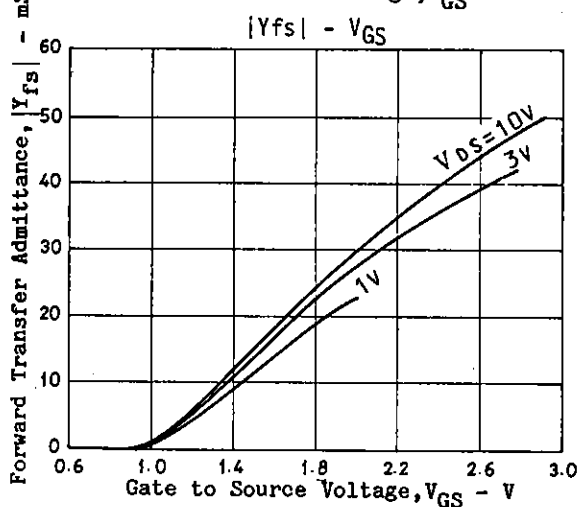
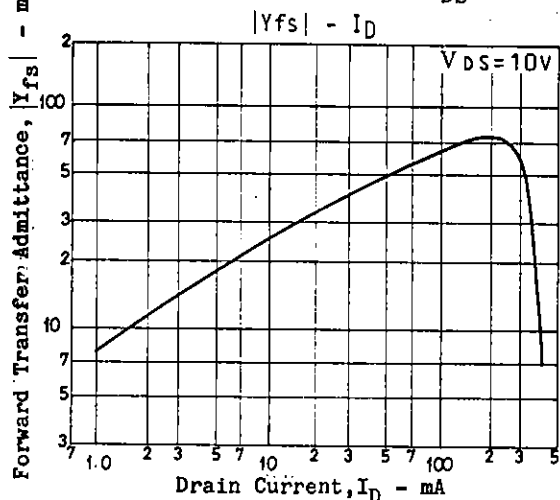
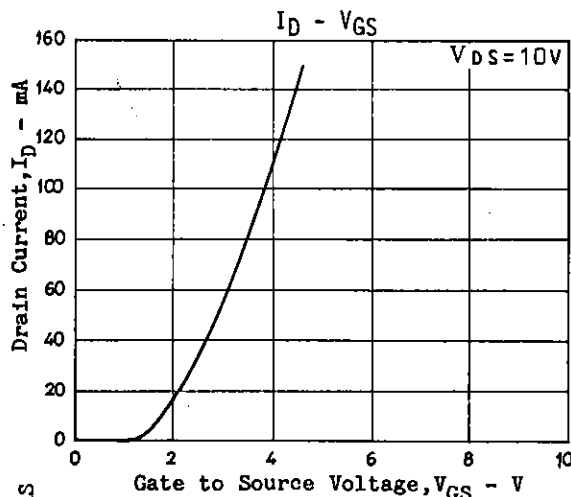
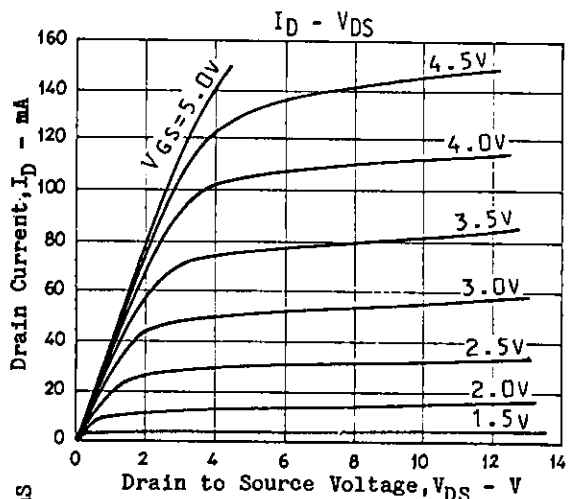
Drain to Source Voltage	V_{DS}	50	unit
Gate to Source Voltage	V_{GS}	± 12	V
Drain Current	I_D	100	mA
Drain Current (Pulse)	I_{DP}	300	mA
Allowable Power Dissipation	P_D	200	mW
Channel Temperature	T_{ch}	125	°C
Storage Temperature	T_{stg}	-55 to +125	°C

Electrical Characteristics at Ta=25°C

			min	typ	max	unit
Drain to Source Breakdown Voltage	$V_{(BR)DS}$	$I_D=10\mu A, V_{GS}=0V$	50			V
Gate Cutoff Current	I_{GSS}	$V_{GS}=10V, V_{DS}=0V$		0.01	10	nA
Cutoff Voltage	$I_{GS(off)}$	$V_{DS}=10V, I_D=100\mu A$	0.3	0.9	1.5	V
Drain Current	I_{DSS}	$V_{DS}=20V, V_{GS}=0V$			1	μA
Forward Transfer Admittance	$ Y_{fs} $	$V_{DS}=10V, I_D=50mA, f=1kHz$	25	40		mS
Input Capacitance	c_{iss}	$V_{DS}=10V, V_{GS}=0, f=1MHz$		15		pF
Output Capacitance	c_{oss}	$V_{DS}=10V, V_{GS}=0, f=1MHz$		6		pF
Reverse Transfer Capacitance	c_{rss}	$V_{DS}=10V, V_{GS}=0, f=1MHz$		0.5		pF
ON Resistance	$R_{DS(on)}$	$V_{GS}=10V, I_D=10mA$		20		Ω

Package Dimensions 2024A
(unit:mm)





- No products described or contained herein are intended for use in surgical implants, life-support systems, aerospace equipment, nuclear power control systems, vehicles, disaster/crime-prevention equipment and the like, the failure of which may directly or indirectly cause injury, death or property loss.
- Anyone purchasing any products described or contained herein for an above-mentioned use shall:
 - ① Accept full responsibility and indemnify and defend SANYO ELECTRIC CO., LTD., its affiliates, subsidiaries and distributors and all their officers and employees, jointly and severally, against any and all claims and litigation and all damages, cost and expenses associated with such use;
 - ② Not impose any responsibility for any fault or negligence which may be cited in any such claim or litigation on SANYO ELECTRIC CO., LTD., its affiliates, subsidiaries and distributors or any of their officers and employees jointly or severally.
- Information (including circuit diagrams and circuit parameters) herein is for example only; it is not guaranteed for volume production. SANYO believes information herein is accurate and reliable, but no guarantees are made or implied regarding its use or any infringements of intellectual property rights or other rights of third parties.