

HIGH VOLTAGE SWITCHING APPLICATIONS.  
HIGH POWER AMPLIFIER APPLICATIONS.

FEATURES:

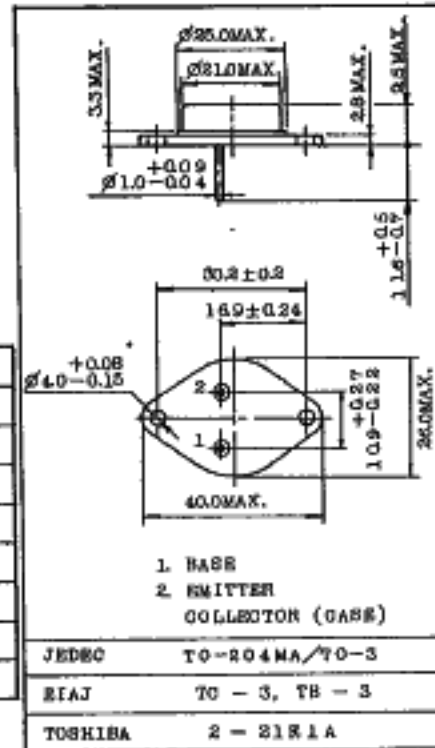
- High Voltage :  $V_{CE0}=400V$
- Low Saturation Voltage :  $V_{CE(sat)}=1.5V$  (Max.)  
( $I_C=10A, I_B=2A$ )

MAXIMUM RATINGS (Ta=25°C)

CHARACTERISTIC	SYMBOL	RATING	UNIT
Collector-Base Voltage	$V_{CBO}$	600	V
Collector-Emitter Voltage	$V_{CEO}$	400	V
Emitter-Base Voltage	$V_{EBO}$	5	V
Collector Current	$I_C$	15	A
Base Current	$I_B$	5	A
Collector Power Dissipation ( $T_c=25^\circ C$ )	$P_C$	150	W
Junction Temperature	$T_j$	150	°C
Storage Temperature Range	$T_{stg}$	-65~150	°C

INDUSTRIAL APPLICATIONS

Unit in mm



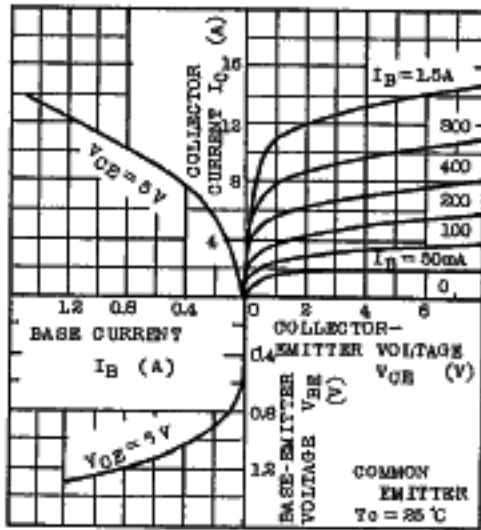
Mounting Kit No. AC73  
Weight : 15.8g

ELECTRICAL CHARACTERISTICS (Ta=25°C)

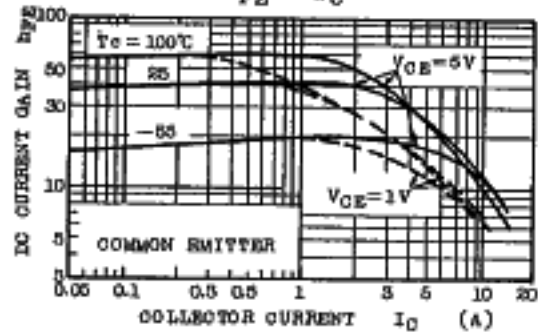
CHARACTERISTIC		SYMBOL	TEST CONDITION	MIN.	TYP.	MAX.	UNIT
Collector Cut-off Current		$I_{CBO}$	$V_{CB}=500V, I_E=0$	-	-	0.5	mA
Emitter Cut-off Current		$I_{EBO}$	$V_{EB}=5V, I_C=0$	-	-	1	mA
Collector-Emitter Breakdown Voltage		$V_{(BR)CEO}$	$I_C=20mA, I_B=0$	400	-	-	V
DC Current Gain		$h_{FE}$	$V_{CE}=5V, I_C=5A$	20	-	140	
Collector-Emitter Saturation Voltage		$V_{CE(sat)}$	$I_C=10A, I_B=2A$	-	-	1.5	V
Base-Emitter Saturation Voltage		$V_{BE(sat)}$	$I_C=10A, I_B=2A$	-	-	2.0	V
Transition Frequency		$f_T$	$V_{CE}=10V, I_C=0.5A$	-	4	-	MHz
Collector Output Capacitance		$C_{ob}$	$V_{CB}=50V, I_E=0, f=1MHz$	-	150	-	pF
Switching Time	Turn-on Time	$t_{on}$		-	0.8	-	μs
	Storage Time	$t_{stg}$		-	3.5	-	
	Fall Time	$t_f$		-	0.6	-	

# 2SD641

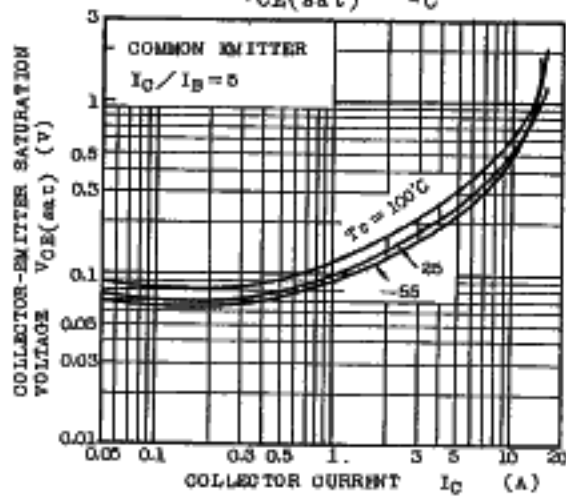
STATIC CHARACTERISTICS



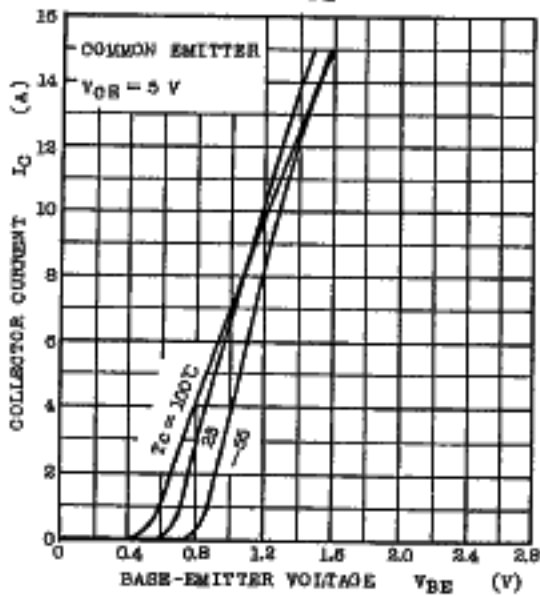
$h_{FE} - I_C$



$V_{CE(sat)} - I_C$



$I_C - V_{BE}$



$V_{BE(sat)} - I_C$

