

〈Transistor〉

2SC5626

For High Frequency Amplify Application
Silicon NPN Epitaxial Type (Super Mini type)

DESCRIPTION

Mitsubishi 2SC5626 is a super mini package resin sealed silicon NPN epitaxial type transistor. It is designed for high frequency amplify application.

FEATURE

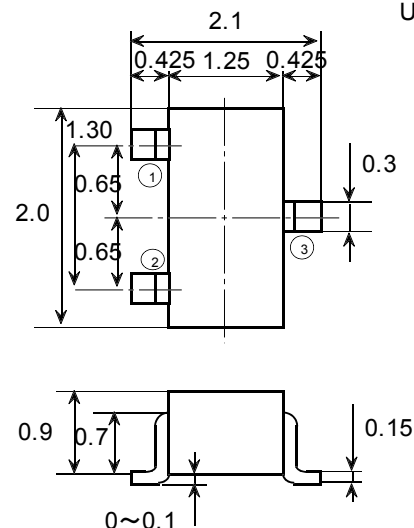
- Super mini package for easy mounting
- High gain band width product

APPLICATION

Small type machine high frequency amplify application

OUTLINE DRAWING

Unit:mm



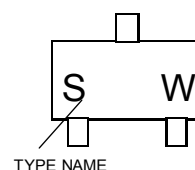
TERMINAL CONNECTOR

- ① : BASE
② : EMITTER
③ : COLLECTOR
- JEITA : SC-70
JEDEC : -

MAXIMUM RATINGS (Ta=25°C)

SYMBOL	PARAMETER	RATINGS	UNIT
V _{CB0}	Collector to Base voltage	30	V
V _{EB0}	Emitter to Base voltage	4	V
V _{CEO}	Collector to Emitter voltage	20	V
I _C	Collector current	50	mA
P _C	Collector dissipation(Ta=25°C)	150	mW
T _j	Junction temperature	+150	°C
T _{stg}	Storage temperature	-55to+150	°C

MARKING



ELECTRICAL CHARACTERISTICS (Ta=25°C)

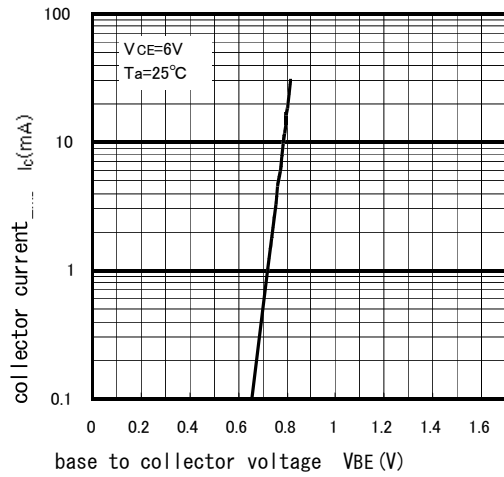
SYMBOL	PARAMETER	TEST CONDITIONS	LIMITS			UNIT
			MIN	TYP	MAX	
V _{(BR)CBO}	C to B break down voltage	I _C =50 μA, I _E =0mA	30			V
V _{(BR)CEO}	C to E break down voltage	I _C =100 μA, R _{BE} =∞	20			V
V _{(BR)EBO}	E to B break down voltage	I _C =50 μA, I _C =0mA	4			V
I _{CBO}	Collector cut off current	V _{CB} =20V, I _E =0			0.5	μA
I _{EBO}	Emitter cut off current	V _{EB} =3V, I _C =0			0.5	μA
h _{FE}	DC forward current gain	V _{CE} =10V, I _C =5mA	50	148		—
V _{CE(sat)}	C to E Saturation voltage	I _C =10mA, I _B =1mA		0.1	0.3	V
f _T	Gain band width product	V _{CE} =5V, I _E =-10mA	600	1100		MHz
C _{ob}	Collector output capacitance	V _{CB} =6V, I _E =0, f=1MHz		1.2	1.5	pF

<Transistor>

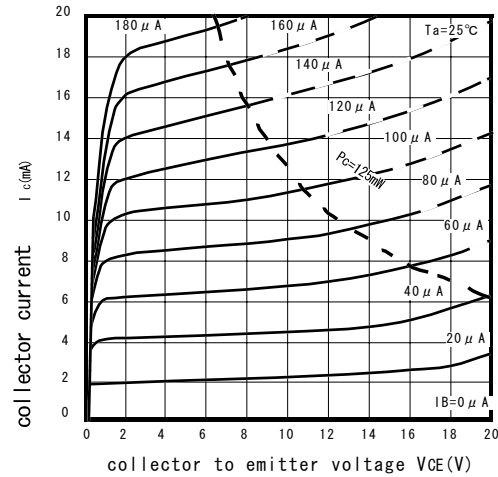
2SC5626

For High Frequency Amplify Application
Silicon NPN Epitaxial Type (Super Mini type)

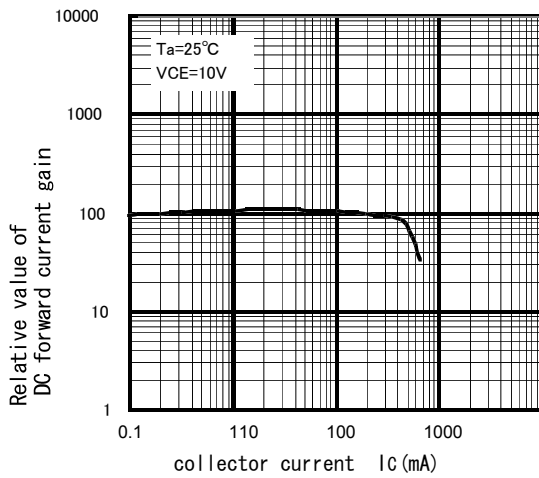
Common emitter output



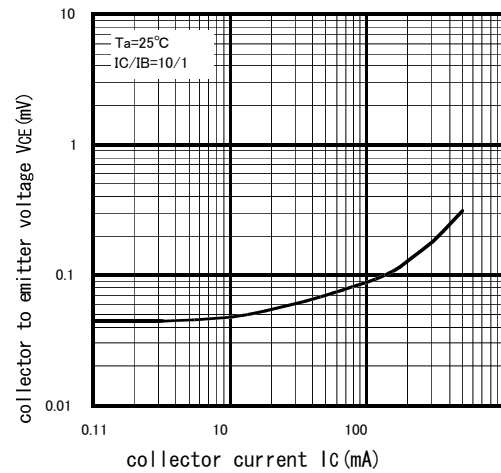
Common emitter transfer



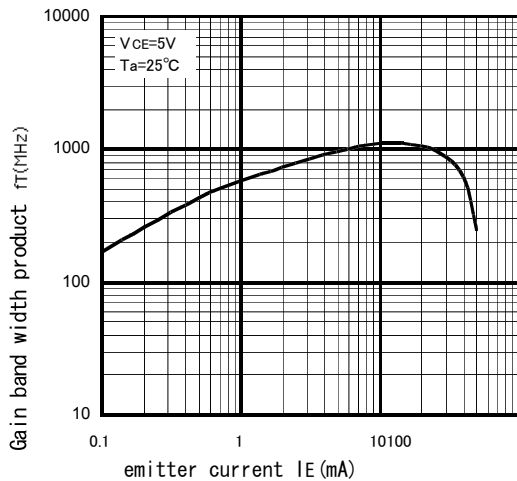
DC forward current gain VS. collector current



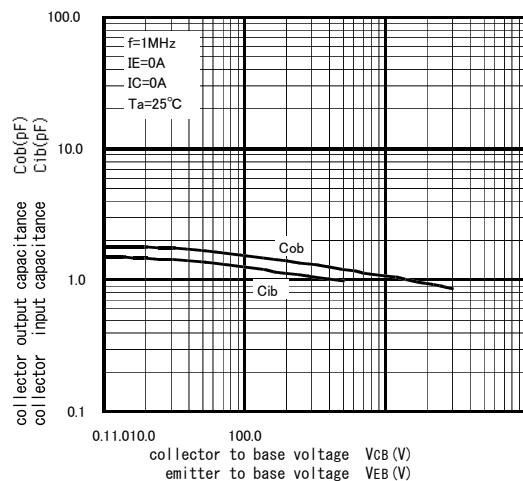
collector to emitter voltage VS. collector current



Gain band width product VS. Emitter current



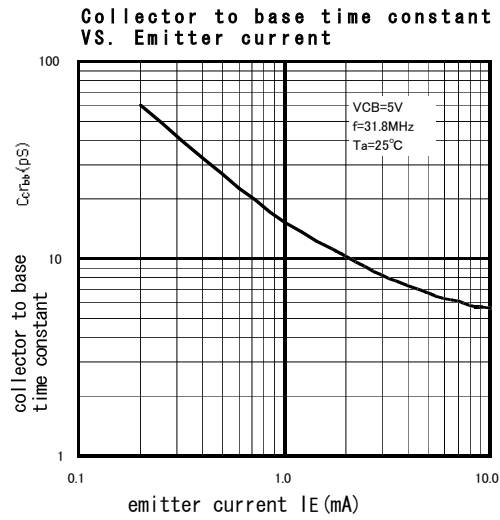
collector output/input capacitance VS. Collector to Base Voltage



<Transistor>

2SC5626

For High Frequency Amplify Application
Silicon NPN Epitaxial Type (Super Mini type)





Marketing division, Marketing planning department

6-41 Tsukuba, Isahaya, Nagasaki, 854-0065 Japan

Keep safety first in your circuit designs!

•ISAHAYA Electronics Corporation puts the maximum effort into making semiconductor products better and more reliable, but there is always the possibility that trouble may occur with them. Trouble with semiconductors may lead to personal injury, fire or property damage. Remember to give due consideration to safety when making your circuit designs, with appropriate measures such as (1) placement of substitutive, auxiliary, (2) use of non-flammable material or (3) prevention against any malfunction or mishap.

Notes regarding these materials

- These materials are intended as a reference to our customers in the selection of the ISAHAYA products best suited to the customer's application; they don't convey any license under any intellectual property rights, or any other rights, belonging ISAHAYA or third party.
- ISAHAYA Electronics Corporation assumes no responsibility for any damage, or infringement of any third party's rights, originating in the use of any product data, diagrams, charts or circuit application examples contained in these materials.
- All information contained in these materials, including product data, diagrams and charts, represent information on products at the time of publication of these materials, and are subject to change by ISAHAYA Electronics Corporation without notice due to product improvements or other reasons. It is therefore recommended that customers contact ISAHAYA Electronics Corporation or an authorized ISAHAYA products distributor for the latest product information before purchasing product listed herein.
- ISAHAYA Electronics Corporation products are not designed or manufactured for use in a device or system that is used under circumstances in which human life is potentially at stake. Please contact ISAHAYA electronics corporation or an authorized ISAHAYA products distributor when considering the use of a product contained herein for any specific purposes, such as apparatus or systems for transportation, vehicular, medical, aerospace, nuclear, or undersea repeater use.
- The prior written approval of ISAHAYA Electronics Corporation is necessary to reprint or reproduce in whole or in part these materials.
- If these products or technologies are subject to the Japanese export control restrictions, they must be exported under a license from the Japanese government and cannot be imported into a country other than the approved destination. Any diversion or re-export contrary to the export control laws and regulations of Japan and/or the country of destination is prohibited.
- Please contact ISAHAYA Electronics Corporation or authorized ISAHAYA products distributor for further details on these materials or the products contained therein.