

2SC4897

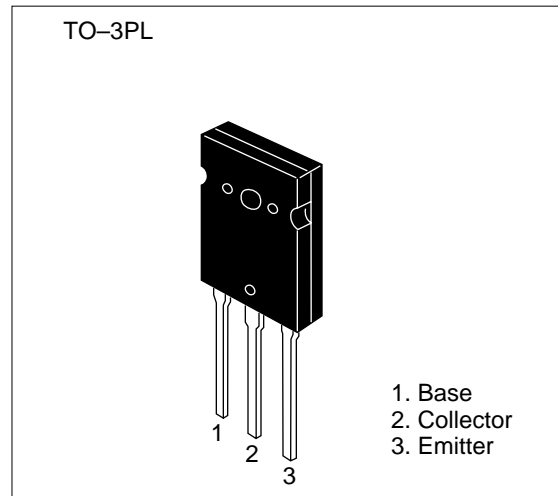
Silicon NPN Triple Diffused

Application

Character Display Horizontal Deflection Output

Features

- High speed switching time: 0.5 μ s max
- High breakdown voltage, high current:
 $V_{CBO} = 1500$ V, $I_C = 20$ A
- Suitable for large size CRT Display



Absolute Maximum Ratings ($T_a = 25^\circ\text{C}$)

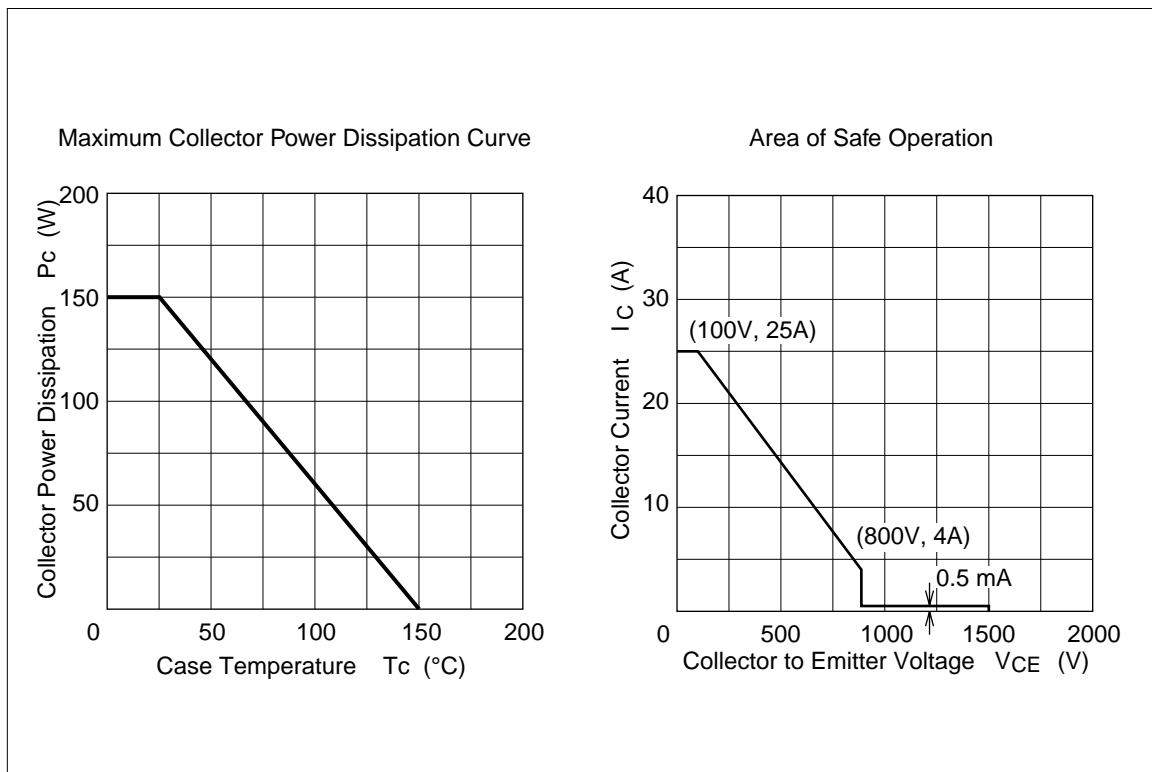
Item	Symbol	Rating	Unit
Collector to base voltage	V_{CBO}	1500	V
Collector to emitter voltage	V_{CEO}	800	V
Emitter to base voltage	V_{EBO}	6	V
Collector current	I_C	20	A
Collector surge current	$i_c(\text{surge})$	25	A
Collector power dissipation	P_C^{*1}	150	W
Junction temperature	T_j	150	$^\circ\text{C}$
Storage temperature	T_{stg}	-55 to +150	$^\circ\text{C}$

Note: 1. Value at $T_C = 25^\circ\text{C}$.

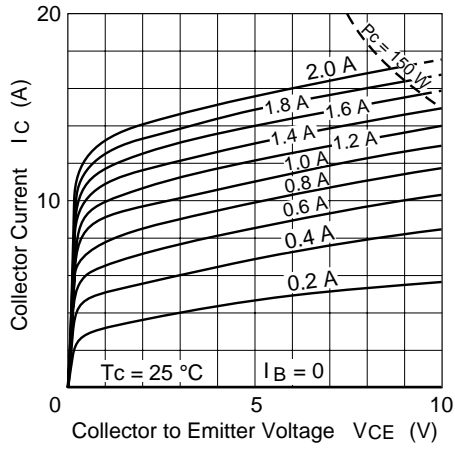
2SC4897

Electrical Characteristics (Ta = 25°C)

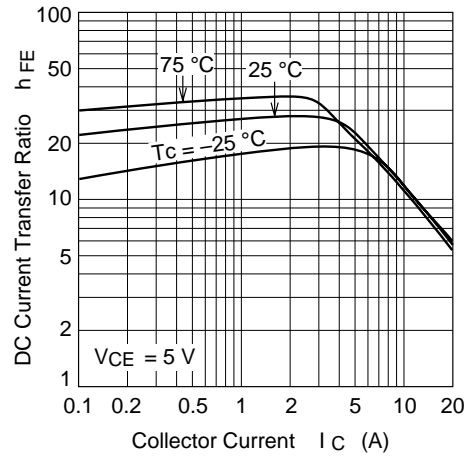
Item	Symbol	Min	Typ	Max	Unit	Test Conditions
Collector to emitter breakdown voltage	$V_{(BR)CEO}$	800	—	—	V	$I_C = 10 \text{ mA}$, $R_{BE} = \infty$
Emitter to base breakdown voltage	$V_{(BR)EBO}$	6	—	—	V	$I_E = 10 \text{ mA}$, $I_C = 0$
Collector cutoff current	I_{CES}	—	—	500	μA	$V_{CE} = 1500 \text{ V}$, $R_{BE} = 0$
DC current transfer ratio	h_{FE}	—	—	38	—	$V_{CE} = 5 \text{ V}$, $I_C = 1 \text{ A}$
Collector to emitter saturation voltage	$V_{CE(sat)}$	—	—	5	V	$I_C = 14 \text{ A}$, $I_B = 3.5 \text{ A}$
Base to emitter saturation voltage	$V_{BE(sat)}$	—	—	1.5	V	$I_C = 14 \text{ A}$, $I_B = 3.5 \text{ A}$
Fall time	t_f	—	—	0.5	μs	$I_{CP} = 10 \text{ A}$, $I_{B1} = 2 \text{ A}$ $I_{B2} \approx -3 \text{ A}$, $f_H = 31.5 \text{ kHz}$



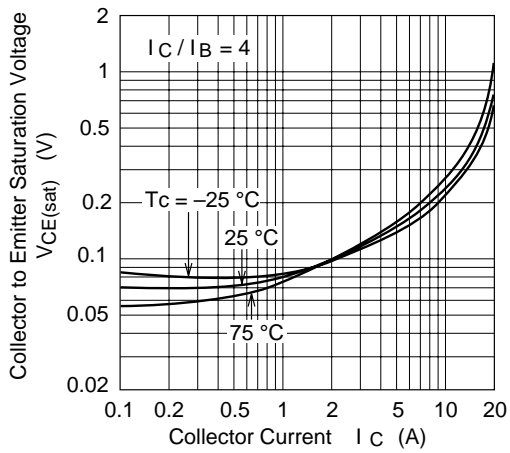
Typical Output Characteristics



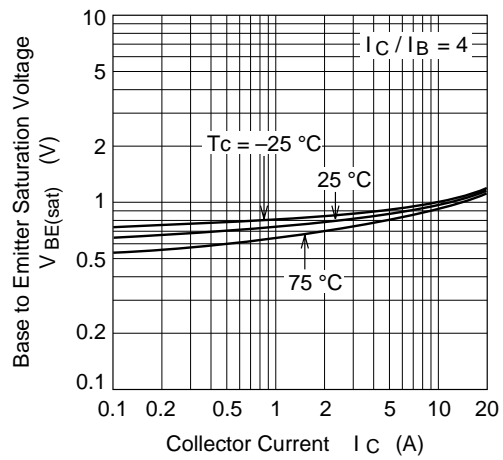
DC Current Transfer Ratio vs. Collector Current



Collector to Emitter Saturation Voltage vs. Collector Current



Base to Emitter Saturation Voltage vs. Collector Current



2SC4897

Collector to Emitter Saturation Voltage vs. Base Current

