

SANYO	No.5043	2SC4868
		NPN Epitaxial Planar Silicon Transistor VHF to UHF Wide-Band Low-noise Amp Applications

Features

- Low noise : $NF = 1.2\text{dB typ (}f = 1\text{GHz)}$.
- High gain : $|S_{21e}|^2 = 13\text{dB typ (}f = 1\text{GHz)}$.
- High cutoff frequency : $f_T = 9.0\text{GHz typ}$.

Absolute Maximum Ratings at $T_a = 25^\circ\text{C}$

			unit
Collector-to-Base Voltage	V_{CB0}	16	V
Collector-to-Emitter Voltage	V_{CEO}	8	V
Emitter-to-Base Voltage	V_{EBO}	1.5	V
Collector Current	I_C	50	mA
Collector Dissipation	P_C	200	mW
Junction Temperature	T_j	150	$^\circ\text{C}$
Storage Temperature	T_{stg}	-55 to +150	$^\circ\text{C}$

Electrical Characteristics at $T_a = 25^\circ\text{C}$

			min	typ	max	unit
Collector Cutoff Current	I_{CBO}	$V_{CB} = 10\text{V}, I_E = 0$			1.0	μA
Emitter Cutoff Current	I_{EBO}	$V_{EB} = 1\text{V}, I_C = 0$			10	μA
DC Current Gain	h_{FE}	$V_{CE} = 5\text{V}, I_C = 15\text{mA}$	60*		270*	
Gain-Bandwidth Product	f_T	$V_{CE} = 5\text{V}, I_C = 15\text{mA}$		9.0		GHz
Output Capacitance	C_{ob}	$V_{CB} = 10\text{V}, f = 1\text{MHz}$		0.6	1.1	pF
Forward Transfer Gain	$ S_{21e} ^2$	$V_{CE} = 5\text{V}, I_C = 15\text{mA}, f = 1\text{GHz}$	10	13		dB
Noise Figure	NF	$V_{CE} = 5\text{V}, I_C = 5\text{mA}, f = 1\text{GHz}$		1.2	2.5	dB

* : The 2SC4868 is classified by 15mA h_{FE} as follows :

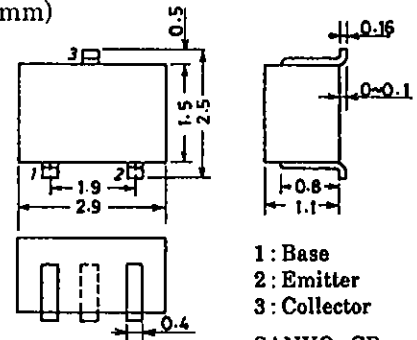
60	3	120	90	4	180	135	5	270
----	---	-----	----	---	-----	-----	---	-----

Marking : GN

h_{FE} rank : 3, 4, 5

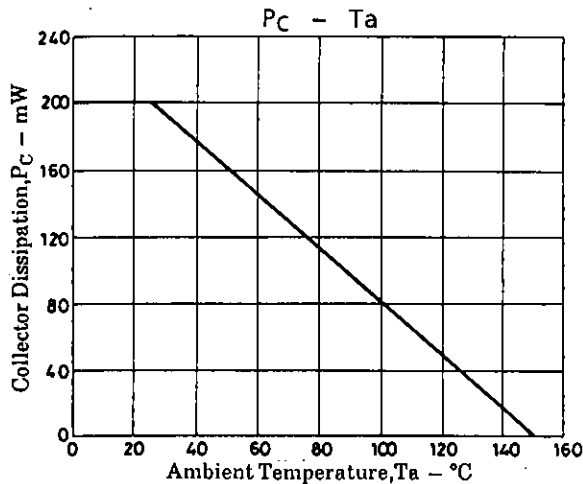
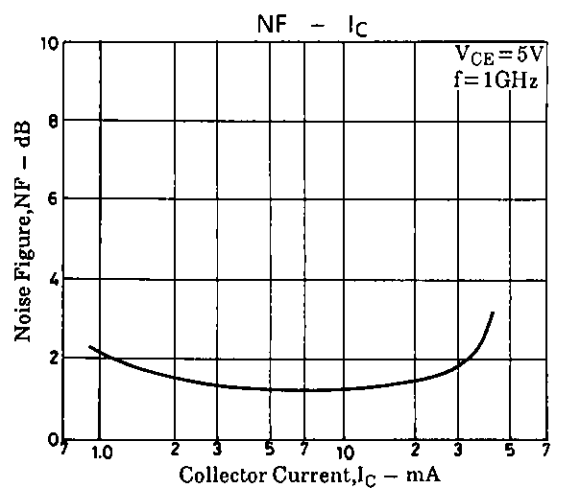
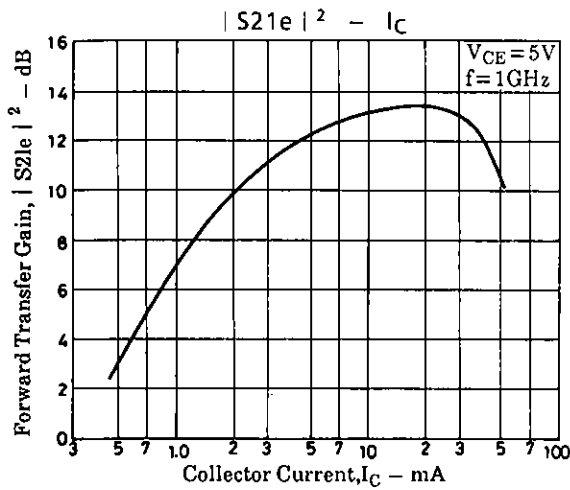
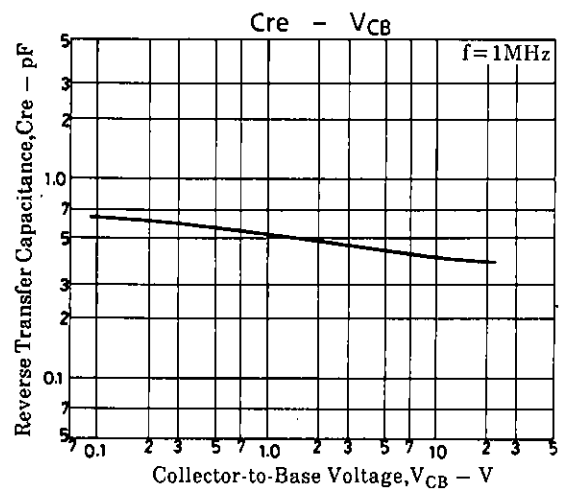
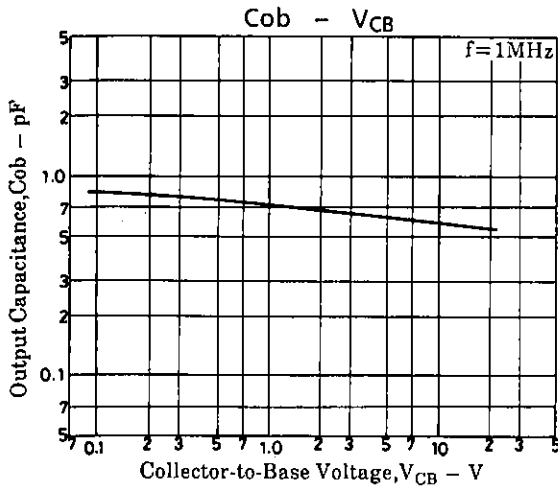
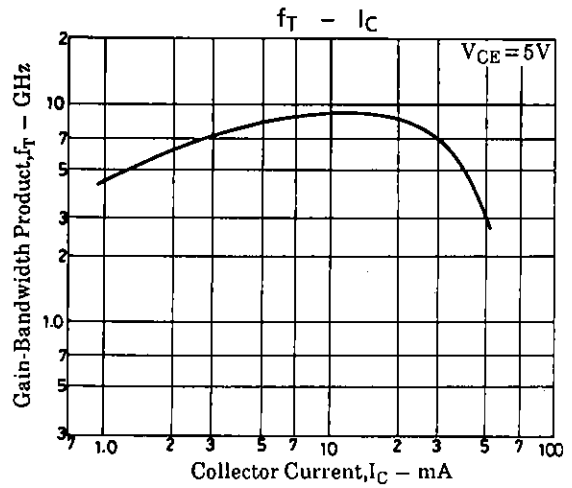
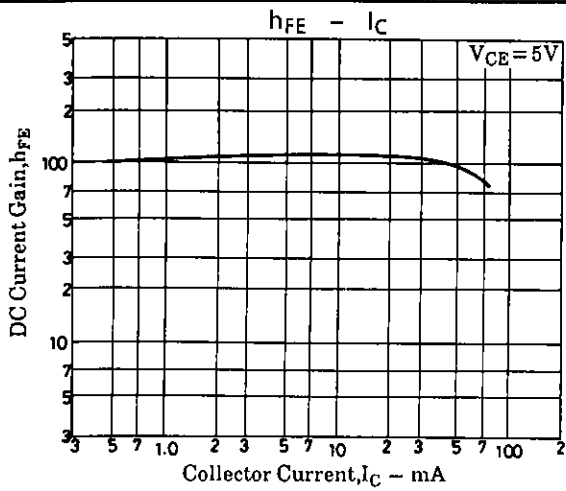
Package Dimensions 2018B

(unit : mm)



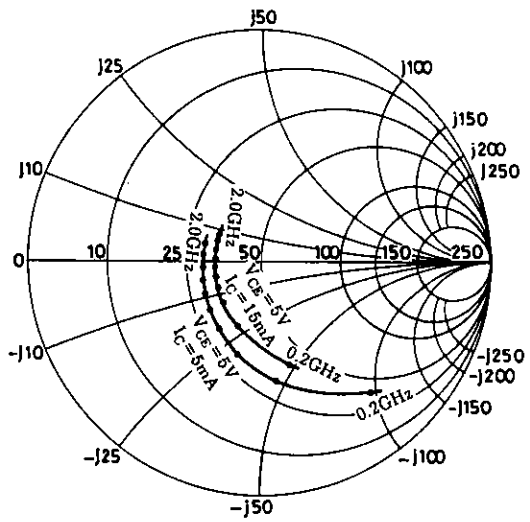
SANYO Electric Co., Ltd. Semiconductor Business Headquarters

TOKYO OFFICE Tokyo Bldg., 1-10, 1 Chome, Ueno, Taito-ku, TOKYO, 110 JAPAN

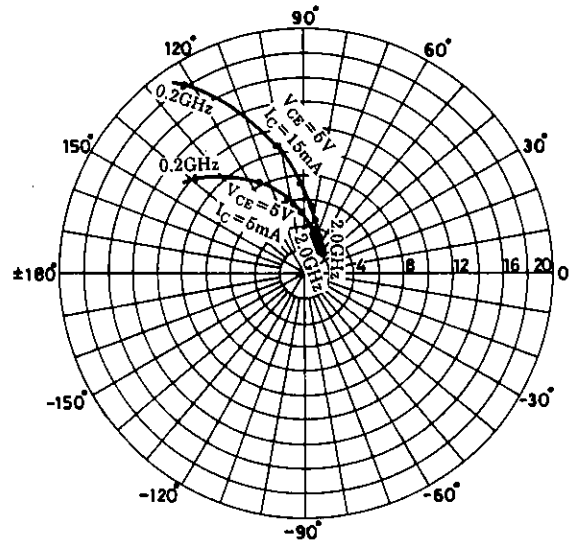


S Parameter

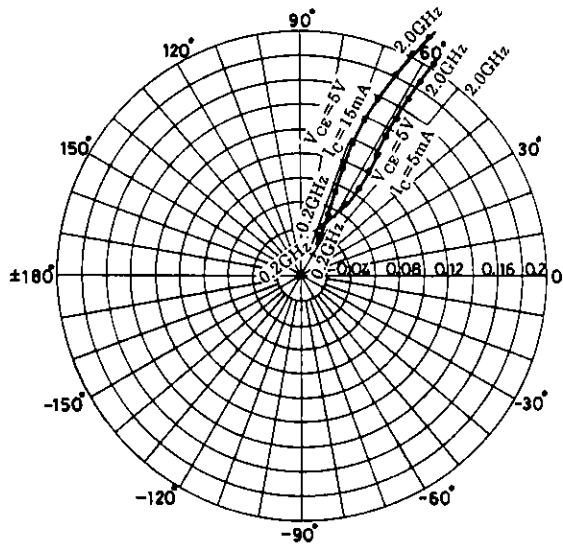
f = 200 to 2000MHz (200MHz step)



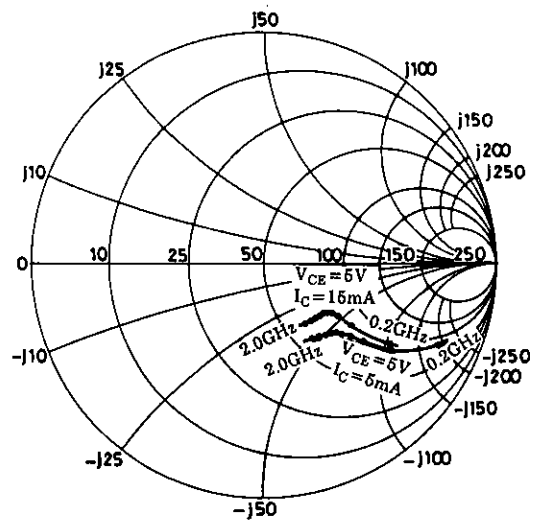
f = 200 to 2000MHz (200MHz step)



f = 200 to 2000MHz (200MHz step)



f = 200 to 2000MHz (200MHz step)



S Parameter (Common emitter)

 $V_{CE}=5V, I_C=5mA, Z_0=50\Omega$

Freq (MHz)	$ S_{11} $	$\angle S_{11}$	$ S_{21} $	$\angle S_{21}$	$ S_{12} $	$\angle S_{12}$	$ S_{22} $	$\angle S_{22}$
200	0.726	-49.0	11.900	139.5	0.045	66.5	0.832	-25.0
400	0.522	-81.9	8.438	115.9	0.070	58.2	0.648	-35.5
600	0.411	-104.5	6.284	101.5	0.086	56.5	0.538	-39.5
800	0.342	-122.0	4.977	91.5	0.102	57.1	0.473	-41.7
1000	0.304	-136.2	4.094	83.7	0.118	57.8	0.448	-44.0
1200	0.278	-150.8	3.498	76.8	0.134	58.8	0.427	-46.0
1400	0.263	-162.9	3.057	70.7	0.151	58.9	0.413	-48.4
1600	0.254	-174.7	2.732	65.3	0.170	58.8	0.400	-51.7
1800	0.252	172.2	2.473	60.2	0.187	58.5	0.391	-55.0
2000	0.253	162.6	2.289	55.4	0.206	58.1	0.387	-58.5

 $V_{CE}=5V, I_C=15mA, Z_0=50\Omega$

Freq (MHz)	$ S_{11} $	$\angle S_{11}$	$ S_{21} $	$\angle S_{21}$	$ S_{12} $	$\angle S_{12}$	$ S_{22} $	$\angle S_{22}$
200	0.454	-74.7	18.146	122.0	0.035	65.4	0.635	-33.9
400	0.295	-110.8	10.672	101.9	0.055	66.1	0.459	-37.3
600	0.243	-132.5	7.405	91.5	0.075	67.8	0.391	-37.1
800	0.219	-149.0	5.706	84.0	0.095	68.5	0.363	-38.0
1000	0.205	-161.4	4.636	78.0	0.117	68.4	0.347	-39.9
1200	0.200	-174.2	3.913	72.4	0.138	67.6	0.340	-42.4
1400	0.200	175.6	3.407	67.7	0.159	66.3	0.334	-45.3
1600	0.202	165.1	3.032	62.9	0.181	64.8	0.327	-49.3
1800	0.209	154.6	2.734	58.5	0.202	63.4	0.322	-53.1
2000	0.215	146.0	2.517	54.3	0.223	61.6	0.319	-57.3

■ No products described or contained herein are intended for use in surgical implants, life-support systems, aerospace equipment, nuclear power control systems, vehicles, disaster/crime-prevention equipment and the like, the failure of which may directly or indirectly cause injury, death or property loss.

■ Anyone purchasing any products described or contained herein for an above-mentioned use shall:

- ① Accept full responsibility and indemnify and defend SANYO ELECTRIC CO., LTD., its affiliates, subsidiaries and distributors and all their officers and employees, jointly and severally, against any and all claims and litigation and all damages, cost and expenses associated with such use:
- ② Not impose any responsibility for any fault or negligence which may be cited in any such claim or litigation on SANYO ELECTRIC CO., LTD., its affiliates, subsidiaries and distributors or any of their officers and employees jointly or severally.

■ Information (including circuit diagrams and circuit parameters) herein is for example only; it is not guaranteed for volume production. SANYO believes information herein is accurate and reliable, but no guarantees are made or implied regarding its use or any infringements of intellectual property rights or other rights of third parties.