

---

# 2SC4592

Silicon NPN Epitaxial

# HITACHI

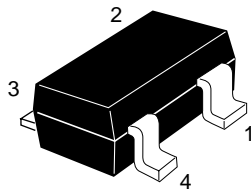
---

## Application

UHF / VHF wide band amplifier

## Outline

MPAK-4



- 1. Collector
- 2. Emitter
- 3. Base
- 4. Emitter

## 2SC4592

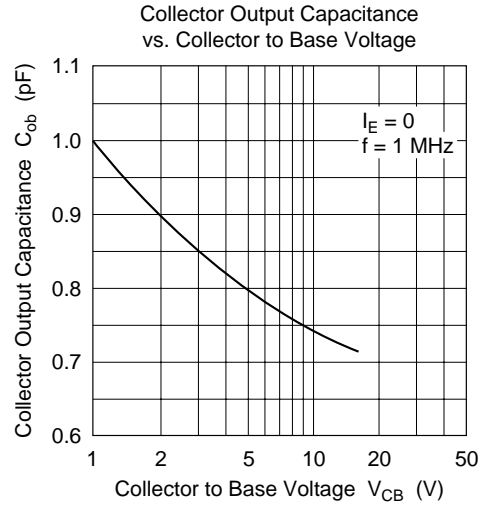
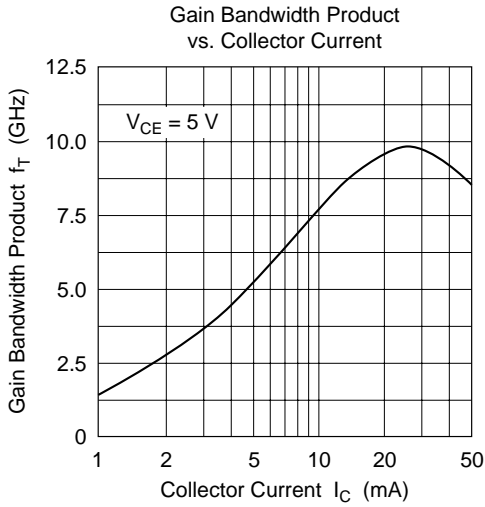
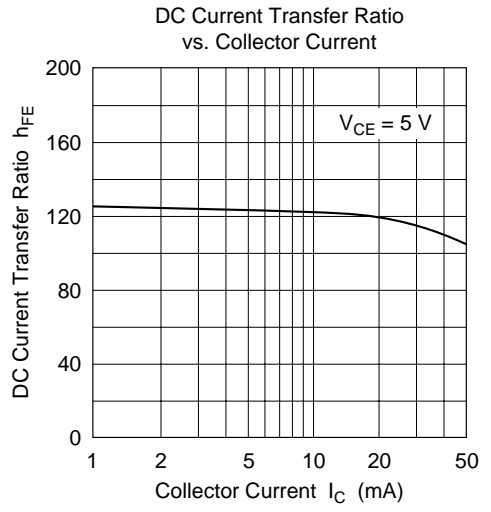
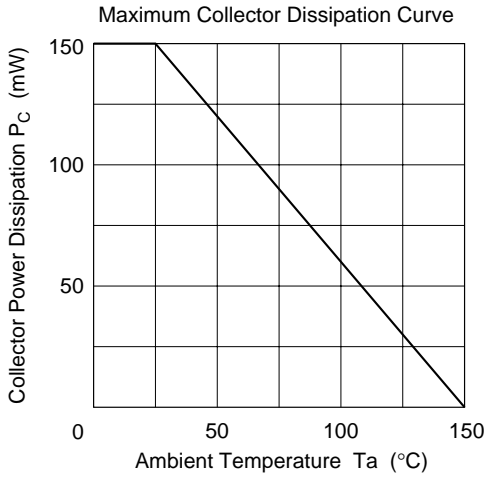
### Absolute Maximum Ratings (Ta = 25°C)

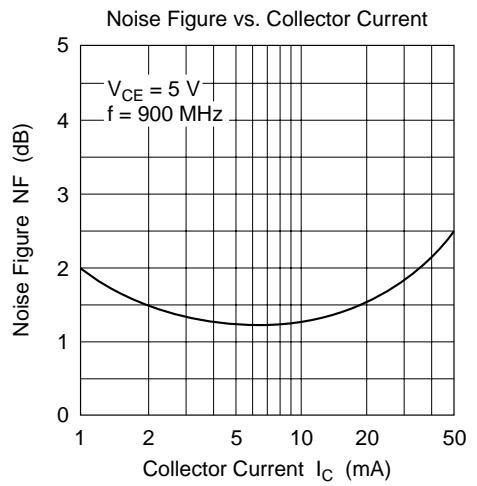
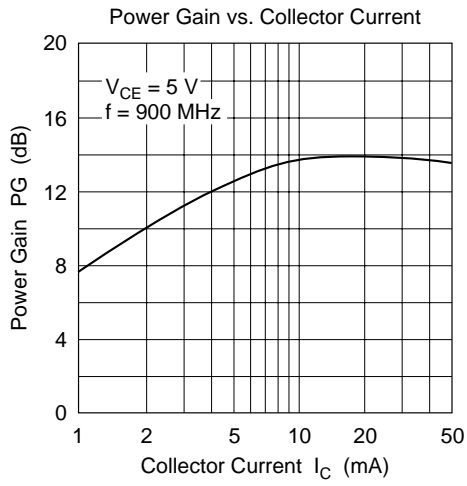
Item	Symbol	Rated	Unit
Collector to base voltage	$V_{CBO}$	15	V
Collector to emitter voltage	$V_{CEO}$	9	V
Emitter to base voltage	$V_{EBO}$	1.5	V
Collector current	$I_C$	50	mA
Collector power dissipation	$P_C$	150	mW
Junction temperature	$T_j$	150	°C
Storage temperature	$T_{stg}$	-55 to +150	°C

### Electrical Characteristics (Ta = 25°C)

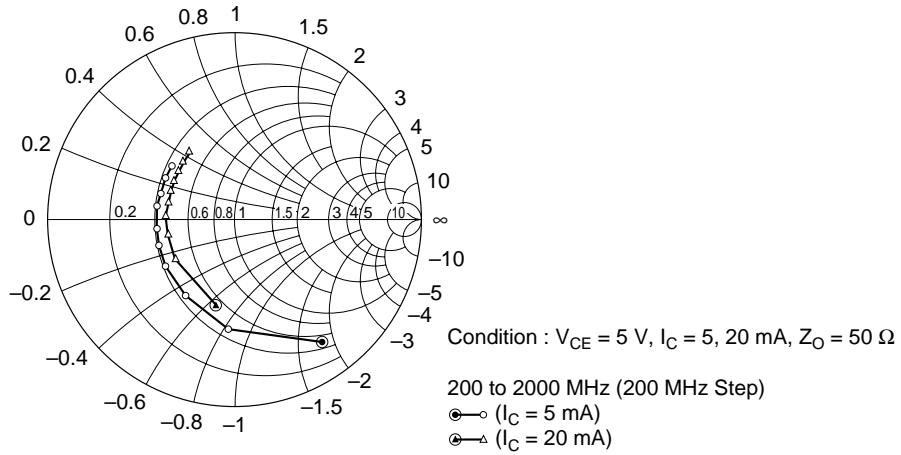
Item	Symbol	Min	Typ	Max	Unit	Test conditions
Collector to base breakdown voltage	$V_{(BR)CBO}$	15	—	—	V	$I_C = 10 \mu A, I_E = 0$
Collector cutoff current	$I_{CBO}$	—	—	1	$\mu A$	$V_{CB} = 12 V, I_E = 0$
	$I_{CEO}$	—	—	1	mA	$V_{CE} = 9 V, R_{BE} = \infty$
Emitter cutoff current	$I_{EBO}$	—	—	10	$\mu A$	$V_{EB} = 1.5 V, I_C = 0$
DC current transfer ratio	$h_{FE}$	40	120	250		$V_{CE} = 5 V, I_C = 20 mA$
Collector output capacitance	$C_{ob}$	—	0.8	1.5	pF	$V_{CB} = 5 V, I_E = 0,$ $f = 1MHz$
Gain bandwidth product	$f_T$	7.0	9.5	—	GHz	$V_{CE} = 5 V, I_C = 20 mA$
Power gain	PG	11.0	14.0	—	dB	$V_{CE} = 5 V, I_C = 20 mA,$ $f = 900 MHz$
Noise figure	NF	—	1.2	2.5	dB	$V_{CE} = 5 V, I_C = 5 mA,$ $f = 900 MHz$

Note: Marking is "XN-".

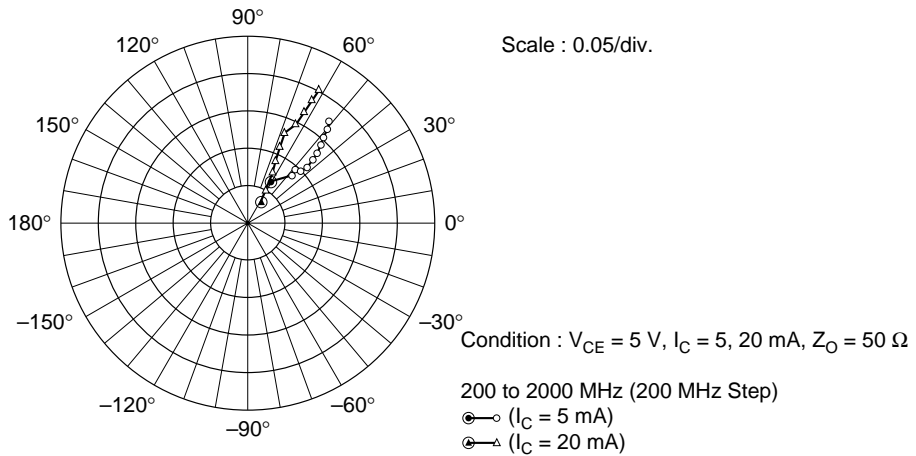




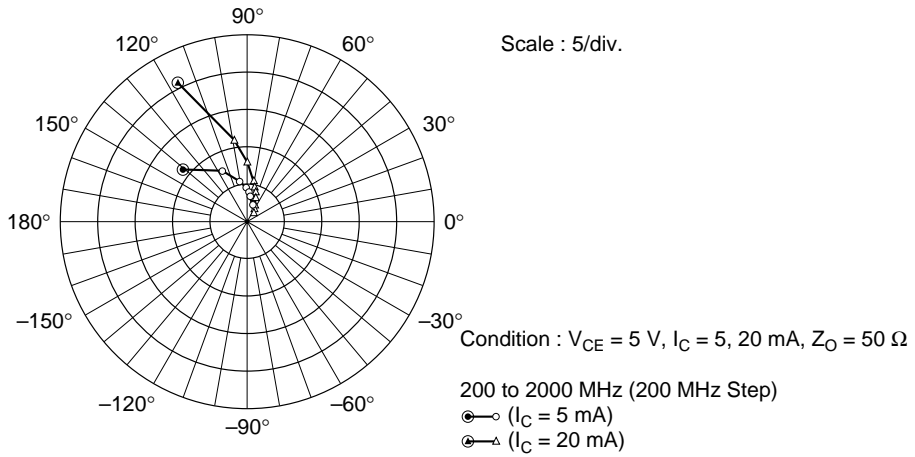
S11-Parameter vs. Frequency



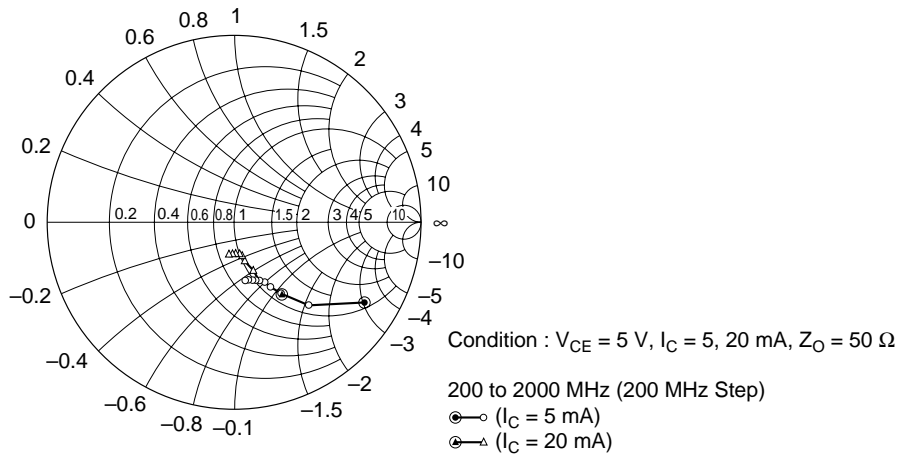
S12-Parameter vs. Frequency



S21-Parameter vs. Frequency



S22-Parameter vs. Frequency



**S Parameter** ( $V_{CE} = 5 \text{ V}$ ,  $I_C = 5 \text{ mA}$ ,  $Z_O = 50 \Omega$ )

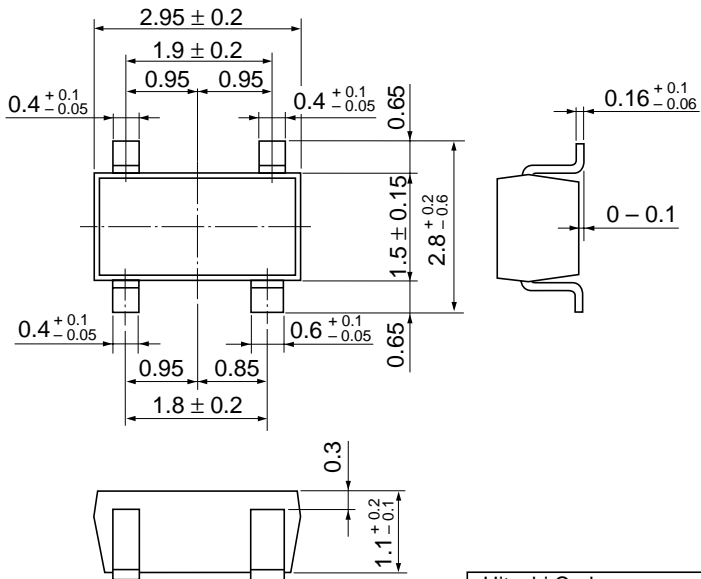
Freq. (MHz)	S11		S21		S12		S22	
	MAG.	ANG.	MAG.	ANG.	MAG.	ANG.	MAG.	ANG.
100	0.893	-28.8	12.428	159.3	0.034	74.2	0.939	-17.2
200	0.788	-54.8	10.823	141.1	0.058	61.4	0.819	-31.5
300	0.693	-76.3	9.118	127.1	0.076	52.8	0.699	-41.8
400	0.603	-94.1	7.714	116.9	0.087	47.9	0.602	-48.5
500	0.542	-110.1	6.565	108.8	0.094	45.3	0.531	-52.8
600	0.507	-122.6	5.693	102.5	0.100	44.0	0.478	-55.9
700	0.472	-133.8	5.002	96.9	0.105	43.2	0.437	-58.5
800	0.454	-144.1	4.477	92.3	0.110	42.8	0.405	-60.8
900	0.443	-152.1	4.001	88.2	0.115	43.3	0.382	-62.5
1000	0.436	-160.1	3.660	84.2	0.119	44.1	0.363	-64.3
1100	0.423	-167.8	3.372	80.9	0.124	44.6	0.350	-65.9
1200	0.420	-174.8	3.100	77.7	0.129	45.5	0.340	-66.8
1300	0.419	178.6	2.882	74.7	0.134	46.4	0.336	-68.2
1400	0.420	172.4	2.703	71.8	0.139	46.9	0.328	-69.9
1500	0.419	166.2	2.542	69.3	0.144	47.9	0.323	-71.3
1600	0.423	161.8	2.392	66.3	0.150	48.5	0.320	-72.0
1700	0.422	156.4	2.270	63.9	0.155	49.0	0.317	-74.2
1800	0.433	151.3	2.149	61.6	0.161	49.5	0.316	-76.0
1900	0.432	147.3	2.050	59.5	0.167	50.1	0.315	-77.4
2000	0.442	142.5	1.958	56.9	0.174	50.6	0.315	-79.0

## 2SC4592

**S Parameter** ( $V_{CE} = 5 \text{ V}$ ,  $I_C = 20 \text{ mA}$ ,  $Z_O = 50 \Omega$ )

Freq. (MHz)	S11		S21		S12		S22	
	MAG.	ANG.	MAG.	ANG.	MAG.	ANG.	MAG.	ANG.
100	0.619	-64.2	31.361	137.5	0.025	63.5	0.729	-39.2
200	0.475	-104.2	20.515	116.0	0.036	56.8	0.483	-57.2
300	0.417	-128.3	14.505	105.1	0.045	57.8	0.356	-65.2
400	0.385	-145.2	11.189	98.3	0.054	60.1	0.287	-69.2
500	0.374	-157.4	9.053	93.4	0.063	61.6	0.245	-71.9
600	0.367	-166.9	7.608	89.6	0.072	62.8	0.220	-73.8
700	0.367	-175.4	6.547	86.1	0.081	64.1	0.201	-75.5
800	0.366	177.2	5.773	83.0	0.090	64.7	0.189	-77.2
900	0.369	172.0	5.121	80.6	0.100	64.9	0.181	-78.4
1000	0.368	166.2	4.632	77.9	0.109	65.1	0.175	-80.1
1100	0.369	160.6	4.238	75.3	0.119	65.3	0.171	-81.2
1200	0.373	155.7	3.897	73.2	0.128	65.1	0.168	-82.7
1300	0.377	151.2	3.616	71.0	0.137	65.1	0.167	-84.2
1400	0.382	146.9	3.369	68.8	0.147	64.5	0.167	-85.7
1500	0.384	142.1	3.154	66.8	0.156	64.1	0.168	-87.1
1600	0.386	138.7	2.960	64.5	0.166	63.5	0.168	-88.3
1700	0.391	133.7	2.803	62.9	0.175	63.0	0.169	-89.9
1800	0.401	130.6	2.662	60.6	0.185	62.4	0.171	-91.5
1900	0.405	127.4	2.533	59.1	0.193	61.7	0.172	-92.6
2000	0.408	12.8	2.416	57.0	0.202	61.1	0.175	-94.1





Hitachi Code	MPAK-4
JEDEC	—
EIAJ	Conforms
Weight (reference value)	0.013 g

## Cautions

1. Hitachi neither warrants nor grants licenses of any rights of Hitachi's or any third party's patent, copyright, trademark, or other intellectual property rights for information contained in this document. Hitachi bears no responsibility for problems that may arise with third party's rights, including intellectual property rights, in connection with use of the information contained in this document.
2. Products and product specifications may be subject to change without notice. Confirm that you have received the latest product standards or specifications before final design, purchase or use.
3. Hitachi makes every attempt to ensure that its products are of high quality and reliability. However, contact Hitachi's sales office before using the product in an application that demands especially high quality and reliability or where its failure or malfunction may directly threaten human life or cause risk of bodily injury, such as aerospace, aeronautics, nuclear power, combustion control, transportation, traffic, safety equipment or medical equipment for life support.
4. Design your application so that the product is used within the ranges guaranteed by Hitachi particularly for maximum rating, operating supply voltage range, heat radiation characteristics, installation conditions and other characteristics. Hitachi bears no responsibility for failure or damage when used beyond the guaranteed ranges. Even within the guaranteed ranges, consider normally foreseeable failure rates or failure modes in semiconductor devices and employ systemic measures such as fail-safes, so that the equipment incorporating Hitachi product does not cause bodily injury, fire or other consequential damage due to operation of the Hitachi product.
5. This product is not designed to be radiation resistant.
6. No one is permitted to reproduce or duplicate, in any form, the whole or part of this document without written approval from Hitachi.
7. Contact Hitachi's sales office for any questions regarding this document or Hitachi semiconductor products.

# HITACHI

## Hitachi, Ltd.

Semiconductor & Integrated Circuits.  
Nippon Bldg., 2-6-2, Ohte-machi, Chiyoda-ku, Tokyo 100-0004, Japan  
Tel: Tokyo (03) 3270-2111 Fax: (03) 3270-5109

URL      North America      : <http://semiconductor.hitachi.com/>  
             Europe                 : <http://www.hitachi-eu.com/hel/ecg>  
             Asia (Singapore)       : <http://www.has.hitachi.com.sg/grp3/sicd/index.htm>  
             Asia (Taiwan)            : [http://www.hitachi.com.tw/E/Product/SICD\\_Frame.htm](http://www.hitachi.com.tw/E/Product/SICD_Frame.htm)  
             Asia (HongKong)        : <http://www.hitachi.com.hk/eng/bo/grp3/index.htm>  
             Japan                        : <http://www.hitachi.co.jp/Sicd/indx.htm>

## For further information write to:

Hitachi Semiconductor  
(America) Inc.  
179 East Tasman Drive,  
San Jose, CA 95134  
Tel: <1> (408) 433-1990  
Fax: <1>(408) 433-0223

Hitachi Europe GmbH  
Electronic components Group  
Dornacher Straße 3  
D-85622 Feldkirchen, Munich  
Germany  
Tel: <49> (89) 9 9180-0  
Fax: <49> (89) 9 29 30 00

Hitachi Europe Ltd.  
Electronic Components Group.  
Whitebrook Park  
Lower Cookham Road  
Maidenhead  
Berkshire SL6 8YA, United Kingdom  
Tel: <44> (1628) 585000  
Fax: <44> (1628) 778322

Hitachi Asia Pte. Ltd.  
16 Collyer Quay #20-00  
Hitachi Tower  
Singapore 049318  
Tel: 535-2100  
Fax: 535-1533

Hitachi Asia Ltd.  
Taipei Branch Office  
3F, Hung Kuo Building, No.167,  
Tun-Hwa North Road, Taipei (105)  
Tel: <886> (2) 2718-3666  
Fax: <886> (2) 2718-8180

Hitachi Asia (Hong Kong) Ltd.  
Group III (Electronic Components)  
7/F., North Tower, World Finance Centre,  
Harbour City, Canton Road, Tsim Sha Tsui,  
Kowloon, Hong Kong  
Tel: <852> (2) 735 9218  
Fax: <852> (2) 730 0281  
Telex: 40815 HITEC HX

Copyright ' Hitachi, Ltd., 1999. All rights reserved. Printed in Japan.

## HITACHI