
2SC4196

Silicon NPN Epitaxial

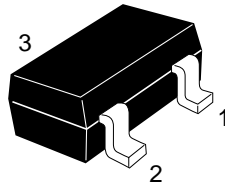
HITACHI

Application

UHF Local oscillator

Outline

MPAK



- 1. Emitter
- 2. Base
- 3. Collector

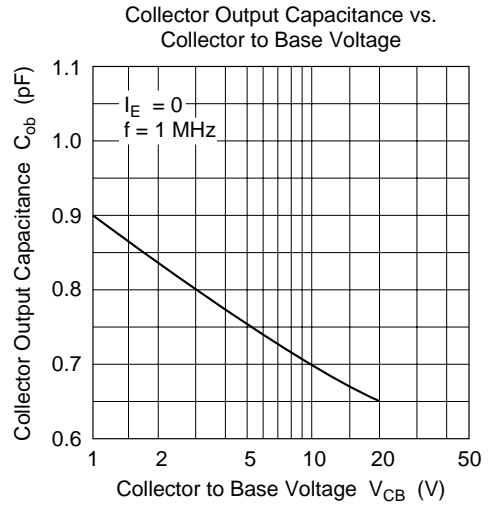
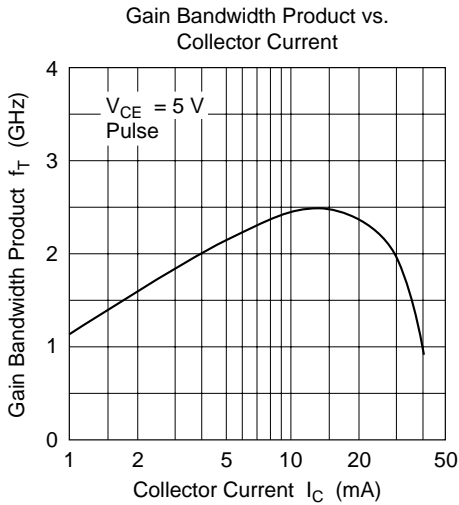
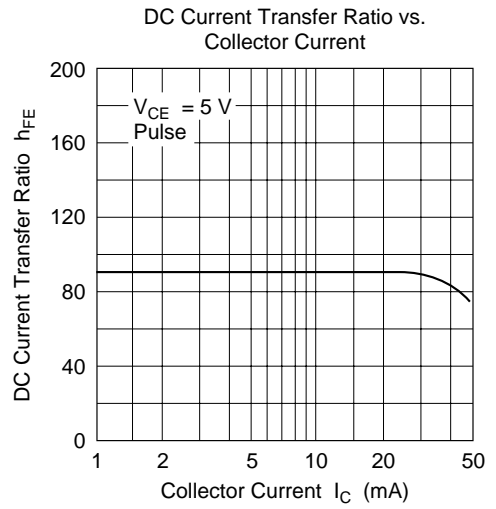
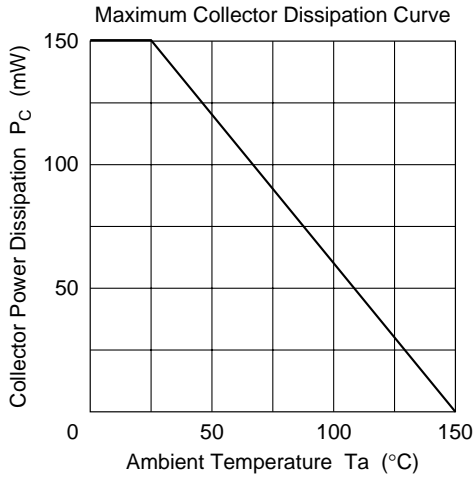
Absolute Maximum Ratings ($T_a = 25^\circ\text{C}$)

Item	Symbol	Ratings	Unit
Collector to base voltage	V_{CBO}	25	V
Collector to emitter voltage	V_{CEO}	15	V
Emitter to base voltage	V_{EBO}	3	V
Collector current	I_{C}	50	mA
Collector power dissipation	P_{C}	150	mW
Junction temperature	T_{j}	150	$^\circ\text{C}$
Storage temperature	T_{stg}	-55 to +150	$^\circ\text{C}$

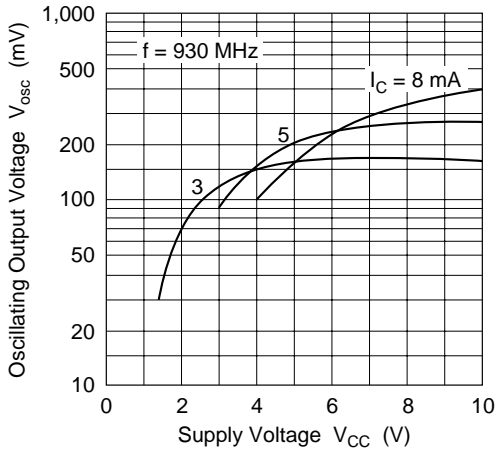
Electrical Characteristics ($T_a = 25^\circ\text{C}$)

Item	Symbol	Min	Typ	Max	Unit	Test conditions
Collector to base breakdown voltage	$V_{(\text{BR})\text{CBO}}$	25	—	—	V	$I_{\text{C}} = 10 \mu\text{A}$, $I_{\text{E}} = 0$
Collector cutoff current	I_{CBO}	—	—	0.3	μA	$V_{\text{CB}} = 15 \text{ V}$, $I_{\text{E}} = 0$
	I_{CEO}	—	—	10	μA	$V_{\text{CE}} = 15 \text{ V}$, $R_{\text{BE}} = \infty$
Emitter cutoff current	I_{EBO}	—	—	1.0	μA	$V_{\text{EB}} = 3 \text{ V}$, $I_{\text{C}} = 0$
Collector to emitter saturation voltage	$V_{\text{CE}(\text{sat})}$	—	—	0.3	V	$I_{\text{C}} = 20 \text{ mA}$, $I_{\text{B}} = 4 \text{ mA}$
DC current transfer ratio	h_{FE}	50	—	180		$V_{\text{CE}} = 5 \text{ V}$, $I_{\text{C}} = 5 \text{ mA}$
Collector output capacitance	C_{ob}	—	0.7	1.0	pF	$V_{\text{CB}} = 10 \text{ V}$, $I_{\text{E}} = 0$, $f = 1 \text{ MHz}$
Gain bandwidth product	f_{T}	1.8	2.4	—	GHz	$V_{\text{CE}} = 5 \text{ V}$, $I_{\text{C}} = 20 \text{ mA}$
Oscillating output voltage	V_{OSC}	—	200	—	mV	$V_{\text{CC}} = 5 \text{ V}$, $I_{\text{C}} = 5 \text{ mA}$, $f = 930 \text{ MHz}$

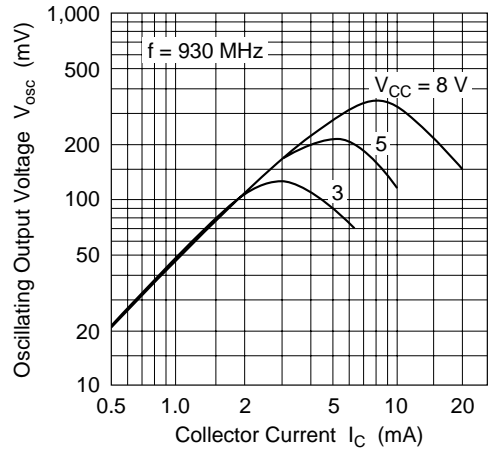
Note: Marking is "QI—".



Oscillating Output Voltage vs. Supply Voltage



Oscillating Output Voltage vs. Collector Current

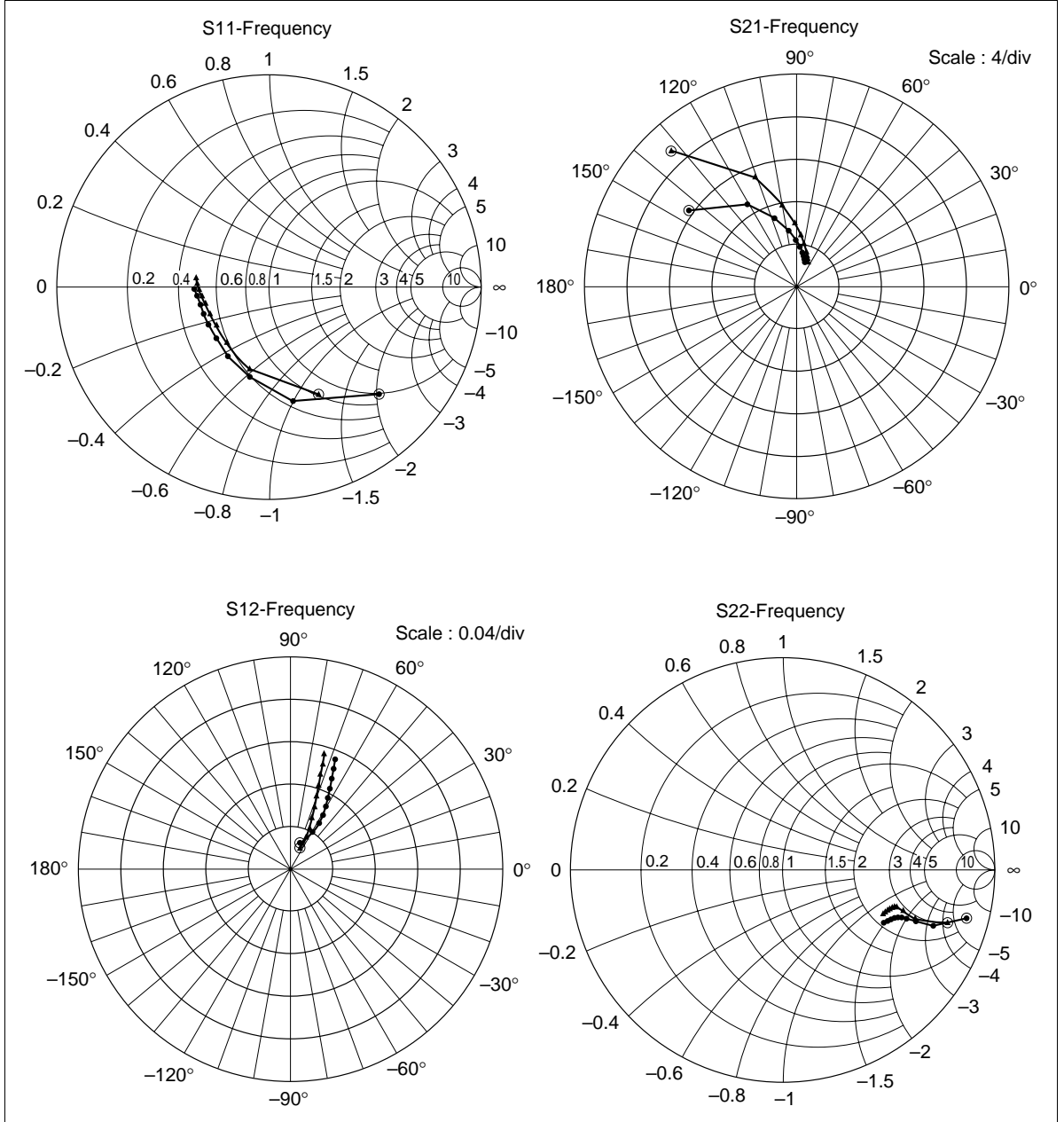


S Parameters (Emitter Common)

Test condition $V_{CE} = 5\text{ V}$, 100 MHz to 1000 MHz (100 MHz STEP), $Z_O = 50\ \Omega$

$I_C = 5\text{ mA}$ ● ——— ●

$I_C = 10\text{ mA}$ ▲ ——— ▲



S Parameters (Emitter Common)**Test Condition** $V_{CE} = 5 \text{ V}$, $I_C = 5 \text{ mA}$, $Z_O = 50 \Omega$

Freq. (MHz)	S11		S21		S12		S22	
	MAG.	ANG.	MAG.	ANG.	MAG.	ANG.	MAG.	ANG.
100	0.718	-44.8	12.498	144.9	0.026	68.8	0.895	-14.6
200	0.549	-78.8	9.123	122.0	0.042	59.3	0.756	-20.3
300	0.439	-102.0	6.788	108.4	0.051	57.6	0.671	-21.3
400	0.381	-120.8	5.348	99.3	0.060	58.5	0.626	-21.5
500	0.351	-135.5	4.396	92.4	0.068	60.6	0.600	-21.8
600	0.340	-148.2	3.732	86.7	0.076	62.5	0.582	-22.5
700	0.337	-157.8	3.240	81.7	0.085	64.3	0.569	-23.3
800	0.337	-165.2	2.875	77.3	0.094	66.0	0.558	-24.4
900	0.343	-173.1	2.575	73.4	0.103	67.3	0.547	-25.8
1000	0.359	-177.9	2.355	70.0	0.112	68.4	0.538	-27.2

Test Condition $V_{CE} = 5 \text{ V}$, $I_C = 10 \text{ mA}$, $Z_O = 50 \Omega$

Freq. (MHz)	S11		S21		S12		S22	
	MAG.	ANG.	MAG.	ANG.	MAG.	ANG.	MAG.	ANG.
100	0.553	-65.2	17.540	133.2	0.022	64.8	0.809	-18.0
200	0.401	-103.4	11.066	111.3	0.033	61.3	0.659	-20.0
300	0.337	-127.4	7.723	99.9	0.043	63.9	0.598	-18.6
400	0.314	-143.9	5.939	92.5	0.052	66.3	0.570	-18.1
500	0.313	-155.7	4.816	86.7	0.063	68.6	0.555	-18.2
600	0.314	-165.5	4.052	81.8	0.073	70.1	0.545	-18.9
700	0.327	-172.2	3.496	77.6	0.083	71.4	0.536	-19.9
800	0.335	-177.7	3.090	73.8	0.093	72.4	0.530	-21.0
900	0.349	176.8	2.753	70.1	0.103	73.0	0.523	-22.4
1000	0.354	172.8	2.515	67.0	0.113	74.0	0.516	-24.0

Y Parameters (Emitter Common)

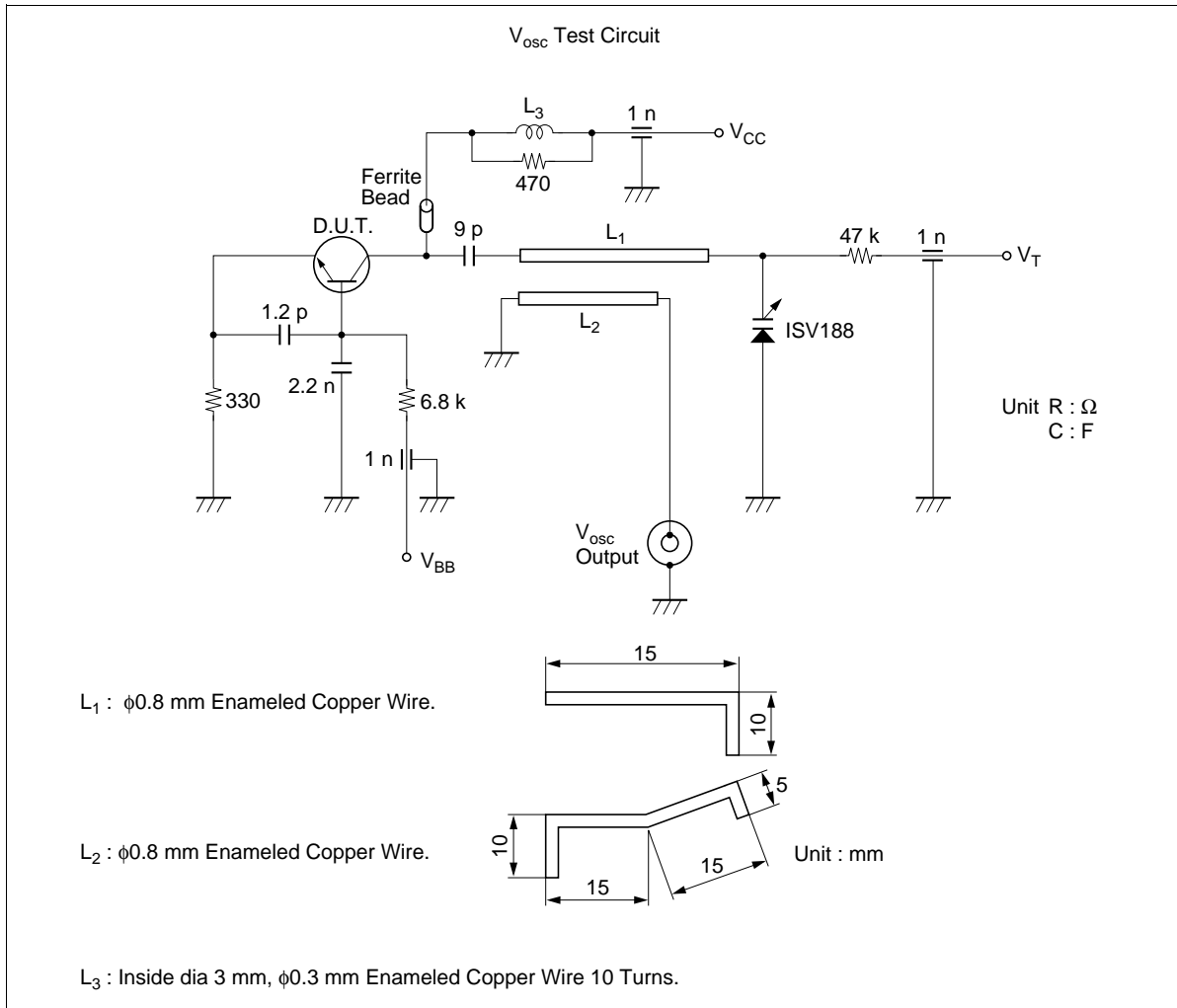
Test Condition $V_{CE} = 5\text{ V}$, $I_C = 5\text{ mA}$

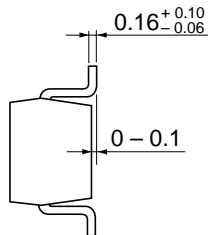
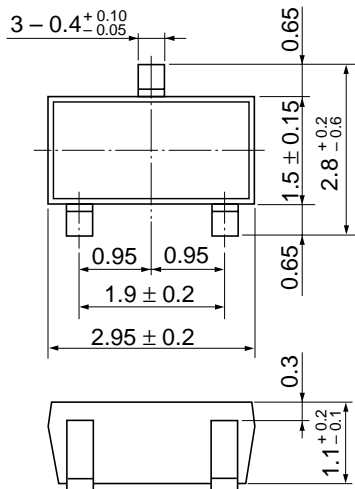
Freq. (MHz)	Yie (mS)		Yfe (mS)		Yre (mS)		Yoe (mS)	
	REAL	IMAG.	REAL	IMAG.	REAL	IMAG.	REAL	IMAG.
100	3.035	5.491	152.256	-40.168	-0.005	-0.334	0.048	0.613
200	6.463	10.003	131.145	-71.318	-0.015	-0.679	0.100	1.238
300	10.768	12.356	103.025	-90.187	-0.036	-1.034	0.191	1.804
400	15.089	13.186	77.334	-98.666	-0.065	-1.397	0.232	2.386
500	18.776	12.837	55.039	-99.977	-0.090	-1.767	0.270	2.947
600	22.098	11.913	37.290	-98.247	-0.128	-2.134	0.347	3.555
700	24.568	10.731	22.802	-93.799	-0.163	-2.515	0.417	4.133
800	26.291	9.416	11.686	-88.266	-0.193	-2.890	0.516	4.703
900	28.112	7.683	2.225	-82.972	-0.260	-3.305	0.614	5.354
1000	29.685	6.751	-3.931	-78.720	-0.291	-3.746	0.629	5.908

Test Condition $V_{CE} = 5\text{ V}$, $I_C = 10\text{ mA}$

Freq. (MHz)	Yie (mS)		Yfe (mS)		Yre (mS)		Yoe (mS)	
	REAL	IMAG.	REAL	IMAG.	REAL	IMAG.	REAL	IMAG.
100	5.903	7.347	243.307	-103.091	-0.008	-0.338	0.026	0.591
200	11.583	10.820	168.225	-150.806	-0.022	-0.682	0.128	1.254
300	16.546	10.993	103.210	-155.623	-0.045	-1.041	0.216	1.797
400	20.055	10.038	61.965	-145.393	-0.074	-1.387	0.320	2.394
500	22.491	8.943	35.421	-131.365	-0.093	-1.766	0.316	2.917
600	24.417	7.556	16.762	-118.513	-0.133	-2.138	0.378	3.544
700	26.086	6.620	5.096	-107.291	-0.155	-2.531	0.424	4.086
800	27.193	5.569	-3.874	-97.359	-0.185	-2.923	0.469	4.659
900	28.543	4.340	-11.095	-88.952	-0.248	-3.349	0.563	5.307
1000	28.955	3.253	-15.953	-81.466	-0.270	-3.737	0.650	5.861

V_{osc} Test Circuit





Hitachi Code	MPAK
JEDEC	—
EIAJ	Conforms
Weight (reference value)	0.011 g

Cautions

1. Hitachi neither warrants nor grants licenses of any rights of Hitachi's or any third party's patent, copyright, trademark, or other intellectual property rights for information contained in this document. Hitachi bears no responsibility for problems that may arise with third party's rights, including intellectual property rights, in connection with use of the information contained in this document.
2. Products and product specifications may be subject to change without notice. Confirm that you have received the latest product standards or specifications before final design, purchase or use.
3. Hitachi makes every attempt to ensure that its products are of high quality and reliability. However, contact Hitachi's sales office before using the product in an application that demands especially high quality and reliability or where its failure or malfunction may directly threaten human life or cause risk of bodily injury, such as aerospace, aeronautics, nuclear power, combustion control, transportation, traffic, safety equipment or medical equipment for life support.
4. Design your application so that the product is used within the ranges guaranteed by Hitachi particularly for maximum rating, operating supply voltage range, heat radiation characteristics, installation conditions and other characteristics. Hitachi bears no responsibility for failure or damage when used beyond the guaranteed ranges. Even within the guaranteed ranges, consider normally foreseeable failure rates or failure modes in semiconductor devices and employ systemic measures such as fail-safes, so that the equipment incorporating Hitachi product does not cause bodily injury, fire or other consequential damage due to operation of the Hitachi product.
5. This product is not designed to be radiation resistant.
6. No one is permitted to reproduce or duplicate, in any form, the whole or part of this document without written approval from Hitachi.
7. Contact Hitachi's sales office for any questions regarding this document or Hitachi semiconductor products.

HITACHI

Hitachi, Ltd.

Semiconductor & Integrated Circuits.
Nippon Bldg., 2-6-2, Ohte-machi, Chiyoda-ku, Tokyo 100-0004, Japan
Tel: Tokyo (03) 3270-2111 Fax: (03) 3270-5109

URL North America : <http://semiconductor.hitachi.com/>
 Europe : <http://www.hitachi-eu.com/hel/ecg>
 Asia (Singapore) : <http://www.has.hitachi.com.sg/grp3/sicd/index.htm>
 Asia (Taiwan) : http://www.hitachi.com.tw/E/Product/SICD_Frame.htm
 Asia (HongKong) : <http://www.hitachi.com.hk/eng/bo/grp3/index.htm>
 Japan : <http://www.hitachi.co.jp/Sicd/indx.htm>

For further information write to:

Hitachi Semiconductor
(America) Inc.
179 East Tasman Drive,
San Jose, CA 95134
Tel: <1> (408) 433-1990
Fax: <1> (408) 433-0223

Hitachi Europe GmbH
Electronic components Group
Dornacher Straße 3
D-85622 Feldkirchen, Munich
Germany
Tel: <49> (89) 9 9180-0
Fax: <49> (89) 9 29 30 00

Hitachi Europe Ltd.
Electronic Components Group.
Whitebrook Park
Lower Cookham Road
Maidenhead
Berkshire SL6 8YA, United Kingdom
Tel: <44> (1628) 585000
Fax: <44> (1628) 778322

Hitachi Asia Pte. Ltd.
16 Collyer Quay #20-00
Hitachi Tower
Singapore 049318
Tel: 535-2100
Fax: 535-1533

Hitachi Asia Ltd.
Taipei Branch Office
3F, Hung Kuo Building, No.167,
Tun-Hwa North Road, Taipei (105)
Tel: <886> (2) 2718-3666
Fax: <886> (2) 2718-8180

Hitachi Asia (Hong Kong) Ltd.
Group III (Electronic Components)
7/F., North Tower, World Finance Centre,
Harbour City, Canton Road, Tsim Sha Tsui,
Kowloon, Hong Kong
Tel: <852> (2) 735 9218
Fax: <852> (2) 730 0281
Telex: 40815 HITEC HX

Copyright ' Hitachi, Ltd., 1999. All rights reserved. Printed in Japan.

HITACHI