

SANYO	No. 1854A	2SC3661
		NPN Epitaxial Planar Silicon Transistor High h_{FE} , Low-Frequency General-Purpose Amp Applications

Applications

- Low frequency general-purpose amplifiers, drivers, muting circuit

Features

- Very small-sized package permitting 2SC3661-used sets to be made smaller, slimmer.
- Adoption of FBET process.
- High DC current gain ($h_{FE}=800$ to 3200).
- Low collector-to-emitter saturation voltage ($V_{CE(sat)} \leq 0.5V$).
- High V_{EBO} ($V_{EBO} \geq 15V$).

Absolute Maximum Ratings at $T_a=25^\circ C$

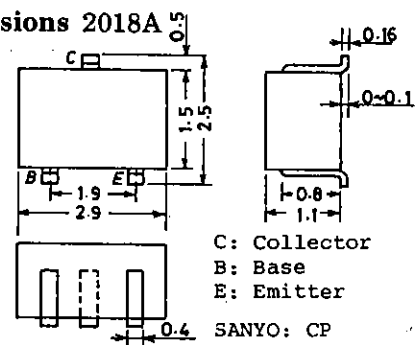
Collector to Base Voltage	V_{CBO}	30	V
Collector to Emitter Voltage	V_{CEO}	25	V
Emitter to Base Voltage	V_{EBO}	15	V
Collector Current	I_C	300	mA
Collector Current(Pulse)	I_{CP}	500	mA
Collector Dissipation	P_C	200	mW
Junction Temperature	T_j	125	$^\circ C$
Storage Temperature	T_{stg}	-55 to +125	$^\circ C$

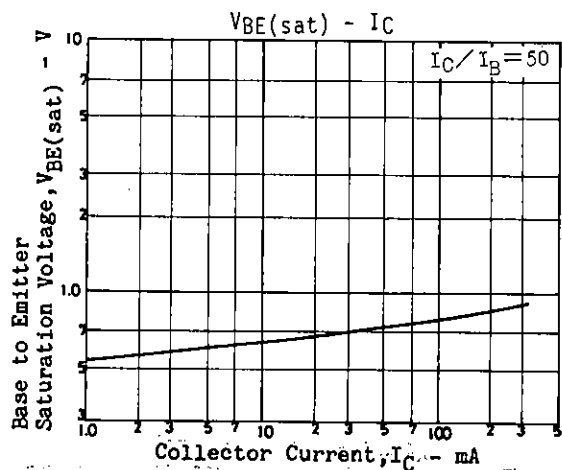
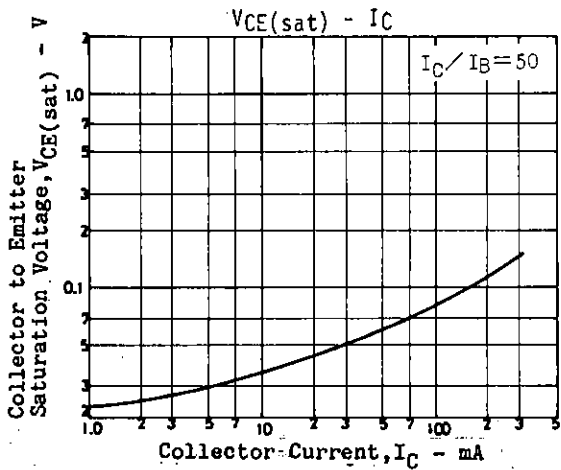
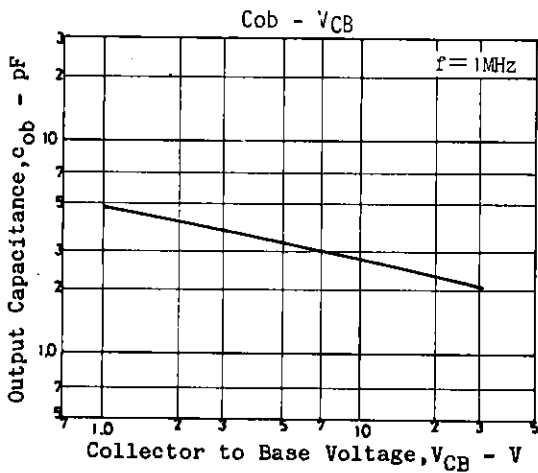
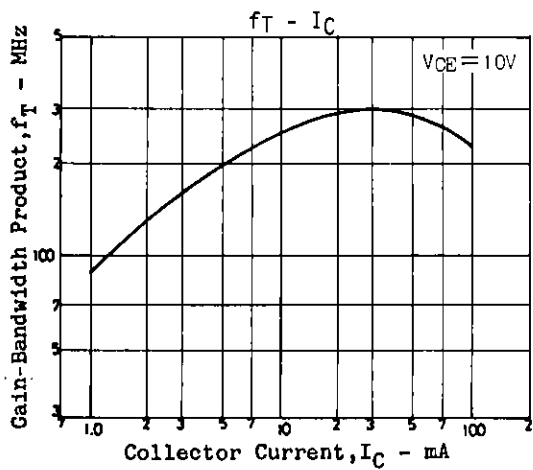
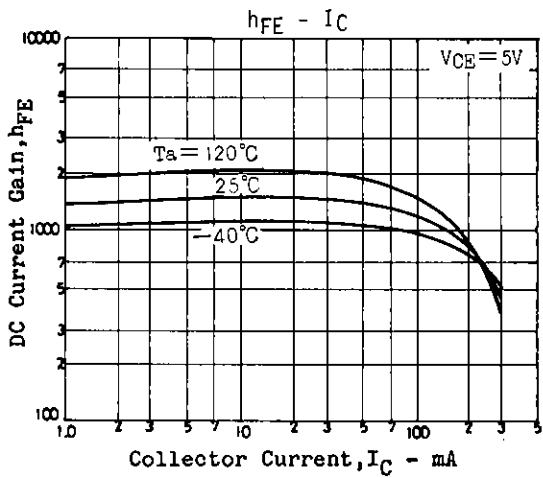
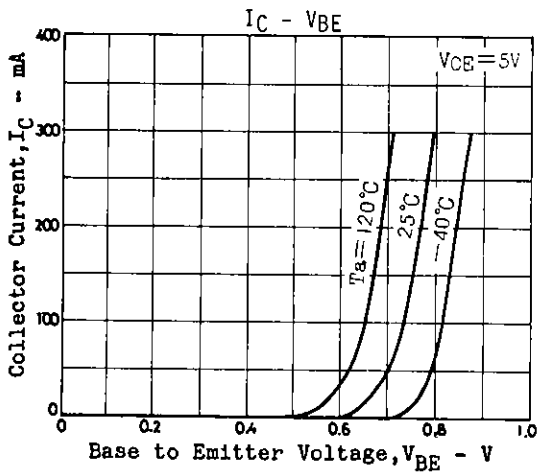
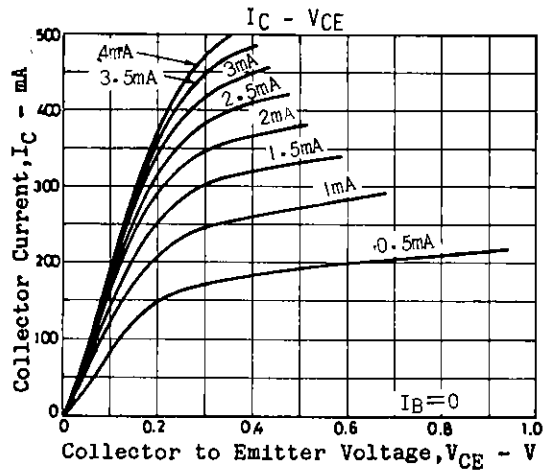
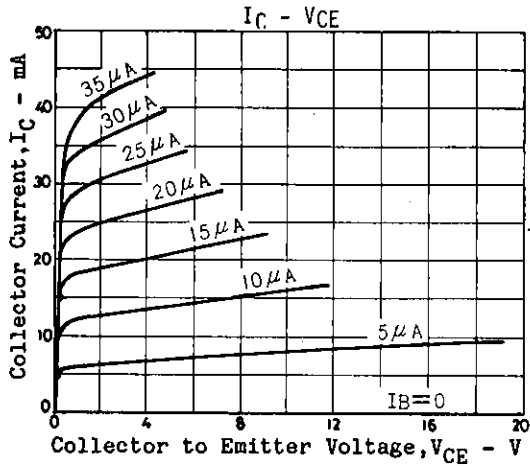
Electrical Characteristics at $T_a=25^\circ C$

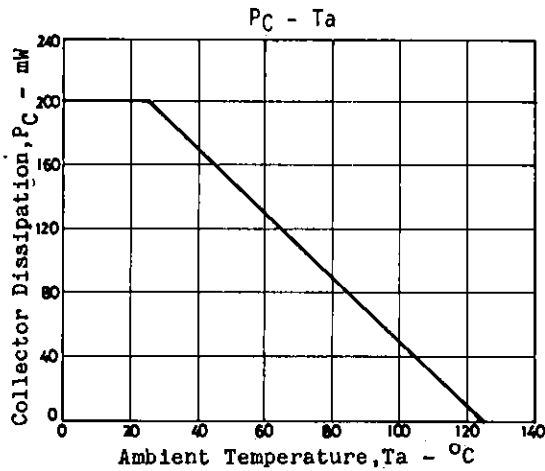
			min	typ	max	unit
Collector Cutoff Current	I_{CBO}	$V_{CB}=20V, I_E=0$			0.1	μA
Emitter Cutoff Voltage	I_{EBO}	$V_{EB}=10V, I_C=0$			0.1	μA
DC Current Gain	h_{FE}	$V_{CE}=5V, I_C=10mA$	800	1500	3200	
Gain-Bandwidth Product	f_T	$V_{CE}=10V, I_C=10mA$		250		MHz
Output Capacitance	c_{ob}	$V_{CB}=10V, f=1MHz$		2.7		pF
Collector to Emitter Saturation Voltage	$V_{CE(sat)}$	$I_C=200mA, I_B=4mA$	0.12	0.5		V
Base to Emitter Saturation Voltage	$V_{BE(sat)}$	$I_C=200mA, I_E=4mA$	0.85	1.2		V
Collector to Base Breakdown Voltage	$V_{(BR)CBO}$	$I_C=10\mu A, I_E=0$	30			V
Collector to Emitter Breakdown Voltage	$V_{(BR)CEO}$	$I_C=1mA, I_B=0$	25			V
Emitter to Base Breakdown Voltage	$V_{(BR)EBO}$	$I_E=10\mu A, I_C=0$	15			V

Marking : FY

Package Dimensions 2018A
(unit:mm)







- No products described or contained herein are intended for use in surgical implants, life-support systems, aerospace equipment, nuclear power control systems, vehicles, disaster/crime-prevention equipment and the like, the failure of which may directly or indirectly cause injury, death or property loss.
- Anyone purchasing any products described or contained herein for an above-mentioned use shall:
 - ① Accept full responsibility and indemnify and defend SANYO ELECTRIC CO., LTD., its affiliates, subsidiaries and distributors and all their officers and employees, jointly and severally, against any and all claims and litigation and all damages, cost and expenses associated with such use:
 - ② Not impose any responsibility for any fault or negligence which may be cited in any such claim or litigation on SANYO ELECTRIC CO., LTD., its affiliates, subsidiaries and distributors or any of their officers and employees jointly or severally.
- Information (including circuit diagrams and circuit parameters) herein is for example only; it is not guaranteed for volume production. SANYO believes information herein is accurate and reliable, but no guarantees are made or implied regarding its use or any infringements of intellectual property rights or other rights of third parties.