

TOSHIBA TRANSISTOR SILICON NPN EPITAXIAL TYPE

2SC3613

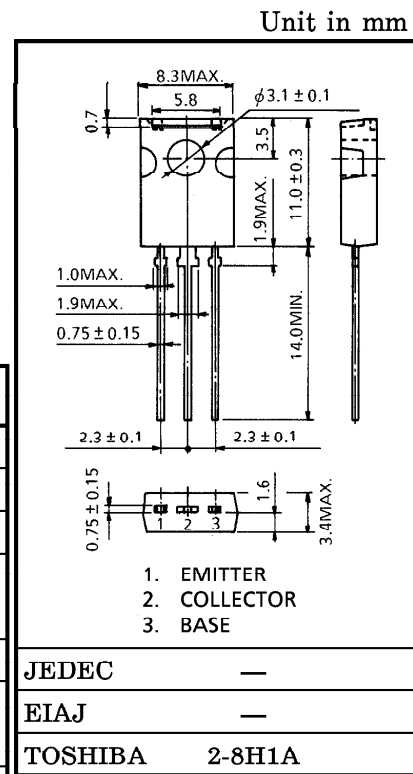
VIDEO DRIVER STAGE IN HIGH RESOLUTION DISPLAY.

HIGH SPEED SWITCHING APPLICATIONS.

- High Transition Frequency : $f_T = 3.5\text{GHz}$ (Typ.)
- Low Collector Output Capacitance : $C_{ob} = 3.3\text{pF}$ (Typ.)
- Collector-metal (Fin) is Fully Covered with Mold Resin.

MAXIMUM RATINGS ($T_a = 25^\circ\text{C}$)

CHARACTERISTIC		SYMBOL	RATING	UNIT
Collector-Base Voltage		V_{CBO}	20	V
Collector-Emitter Voltage		V_{CEO}	18	V
Emitter-Base Voltage		V_{EBO}	3	V
Collector Current	DC	I_C	0.5	A
	Pulse	I_{CP}	0.8	
Base Current		I_B	0.2	A
Collector Power Dissipation	$T_a = 25^\circ\text{C}$	P_C	1.5	W
	$T_c = 25^\circ\text{C}$		5	
Junction Temperature		T_j	150	$^\circ\text{C}$
Storage Temperature Range		T_{stg}	-55~150	$^\circ\text{C}$



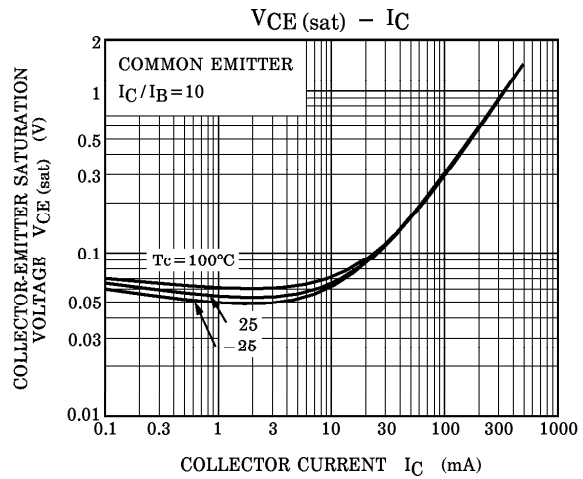
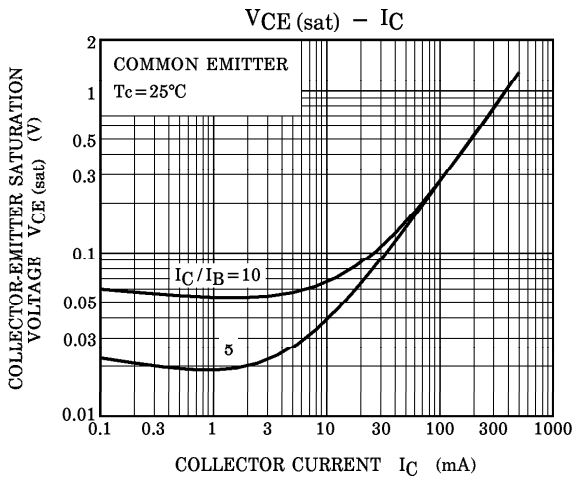
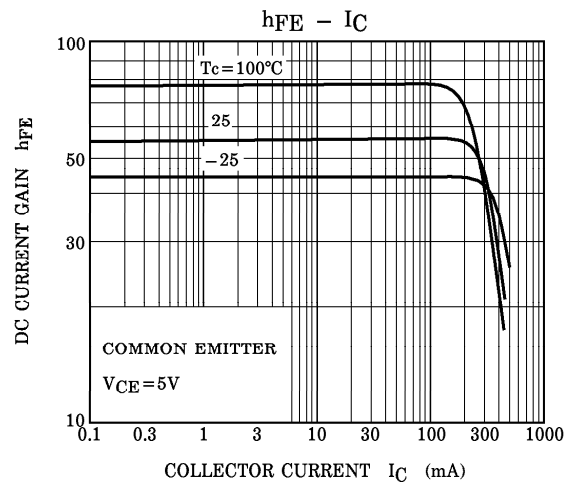
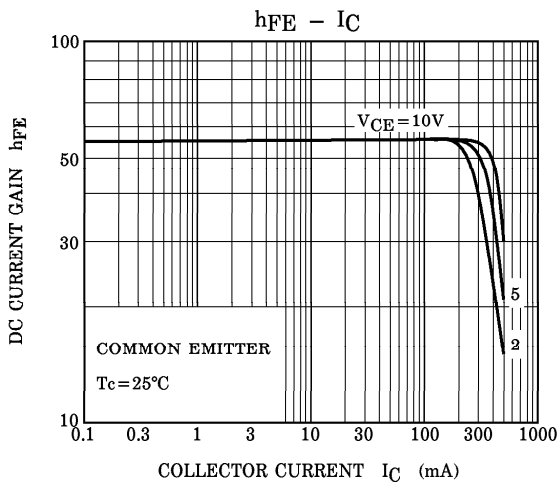
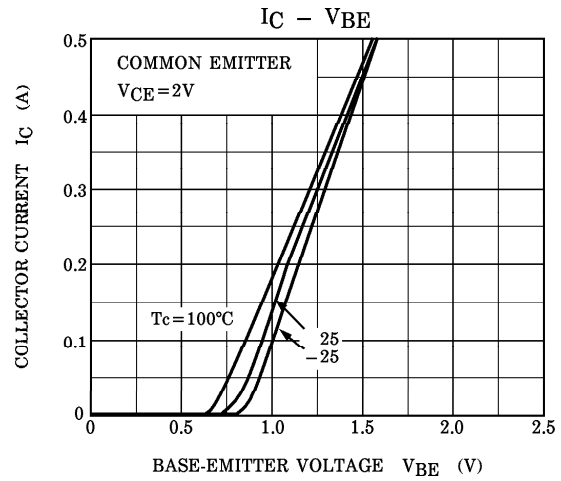
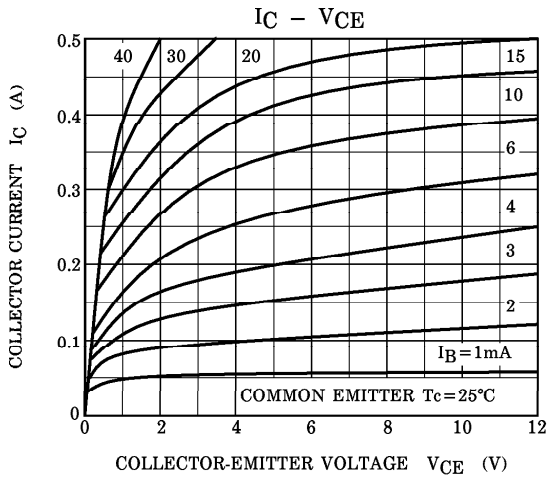
Weight : 0.82g

ELECTRICAL CHARACTERISTICS ($T_a = 25^\circ\text{C}$)

CHARACTERISTIC	SYMBOL	TEST CONDITION	MIN.	TYP.	MAX.	UNIT
Collector Cut-off Current	I_{CBO}	$V_{CB} = 20\text{V}, I_E = 0$	—	—	1.0	μA
Emitter Cut-off Current	I_{EBO}	$V_{EB} = 2\text{V}, I_C = 0$	—	—	10	μA
Collector-Emitter Breakdown Voltage	$V_{(BR)CEO}$	$I_C = 1\text{mA}, I_B = 0$	18	—	—	V
DC Current Gain	h_{FE}	$V_{CE} = 10\text{V}, I_C = 20\text{mA}$	25	—	200	
		$V_{CE} = 10\text{V}, I_C = 200\text{mA}$	20	—	—	
Collector-Emitter Saturation Voltage	$V_{CE(sat)}$	$I_C = 50\text{mA}, I_B = 5\text{mA}$	—	—	1.0	V
Base-Emitter Saturation Voltage	$V_{BE(sat)}$	$I_C = 50\text{mA}, I_B = 5\text{mA}$	—	—	1.2	V
Transition Frequency	f_T	$V_{CE} = 10\text{V}, I_C = 20\text{mA}$	2.0	3.5	—	GHz
Collector Output Capacitance	C_{ob}	$V_{CB} = 10\text{V}, f = 1\text{MHz}, I_E = 0$	—	3.3	5.0	pF
Reverse Transfer Capacitance	C_{re}	$V_{CB} = 10\text{V}, f = 1\text{MHz}$	—	2.0	—	pF

961001EAA2

● TOSHIBA is continually working to improve the quality and the reliability of its products. Nevertheless, semiconductor devices in general can malfunction or fail due to their inherent electrical sensitivity and vulnerability to physical stress. It is the responsibility of the buyer, when utilizing TOSHIBA products, to observe standards of safety, and to avoid situations in which a malfunction or failure of a TOSHIBA product could cause loss of human life, bodily injury or damage to property. In developing your designs, please ensure that TOSHIBA products are used within specified operating ranges as set forth in the most recent products specifications. Also, please keep in mind the precautions and conditions set forth in the TOSHIBA Semiconductor Reliability Handbook.



961001EAA2'

- The information contained herein is presented only as a guide for the applications of our products. No responsibility is assumed by TOSHIBA CORPORATION for any infringements of intellectual property or other rights of the third parties which may result from its use. No license is granted by implication or otherwise under any intellectual property or other rights of TOSHIBA CORPORATION or others.
- The information contained herein is subject to change without notice.

