

NPN EPITAXIAL SILICON TRANSISTOR
FOR MICROWAVE LOW-NOISE AMPLIFICATION

The 2SC3603 is an NPN epitaxial transistor designed for low-noise amplification at 0.5 to 4.0 GHz. This transistor has low-noise and high-gain characteristics in a wide collector current region, and has a wide dynamic range.

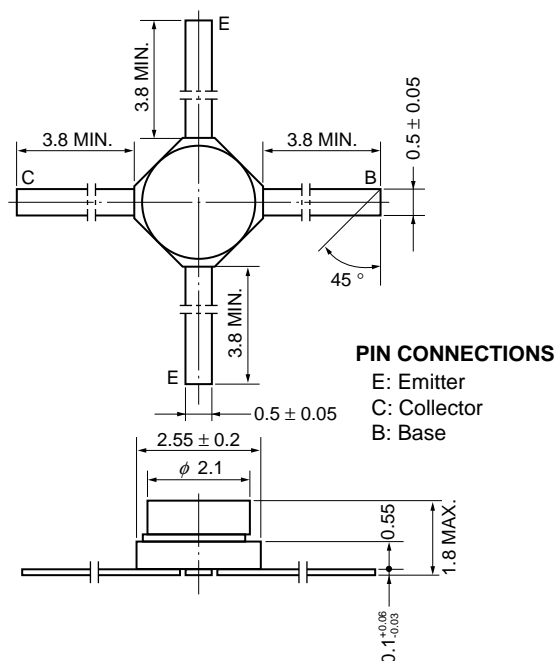
FEATURES

- Low noise : NF = 2.1 dB TYP. @ f = 2.0 GHz
- High power gain : $G_A = 10$ dB TYP. @ f = 2.0 GHz

ABSOLUTE MAXIMUM RATINGS ($T_A = 25\text{ }^\circ\text{C}$)

| PARAMETER | SYMBOL | RATING | UNIT |
|------------------------------|--|-------------|------------------|
| Collector to Base Voltage | V_{CBO} | 20 | V |
| Collector to Emitter Voltage | V_{CEO} | 12 | V |
| Emitter to Base Voltage | V_{EBO} | 3 | V |
| Collector Current | I_C | 100 | mA |
| Total Power Dissipation | $P_T (T_C = 25\text{ }^\circ\text{C})$ | 580 | mW |
| Junction Temperature | T_j | 200 | $^\circ\text{C}$ |
| Storage Temperature | T_{stg} | -65 to +150 | $^\circ\text{C}$ |

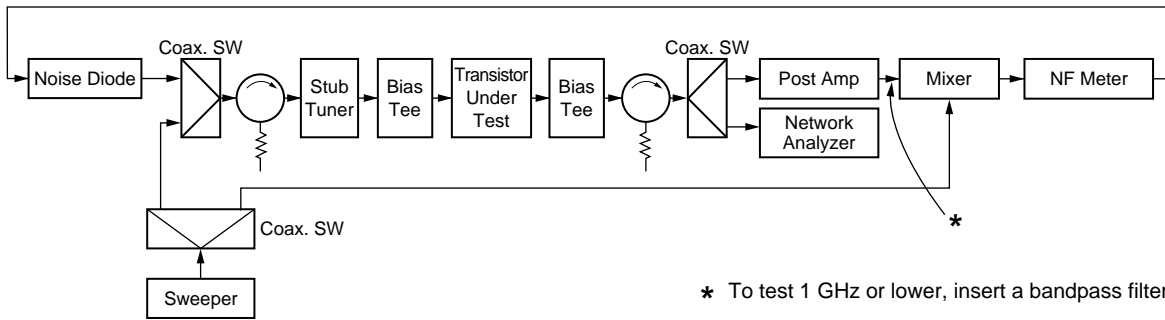
PACKAGE DIMENSIONS (in mm)



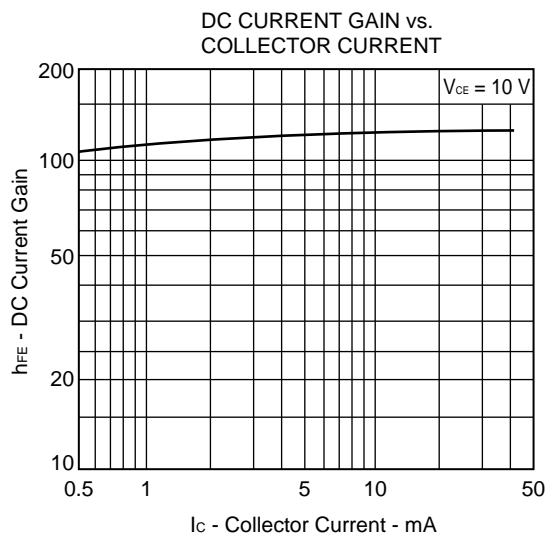
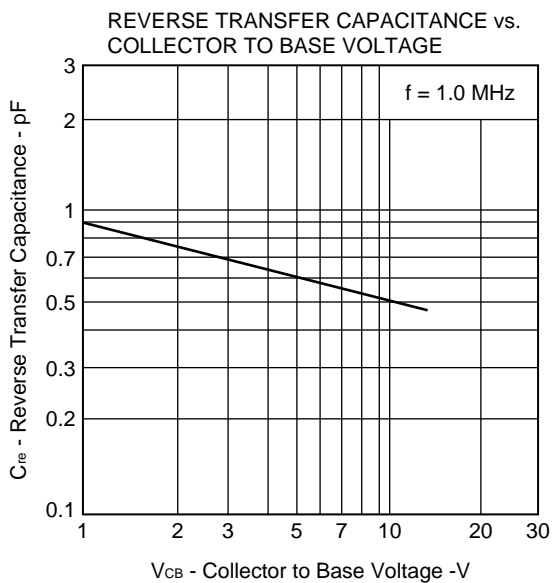
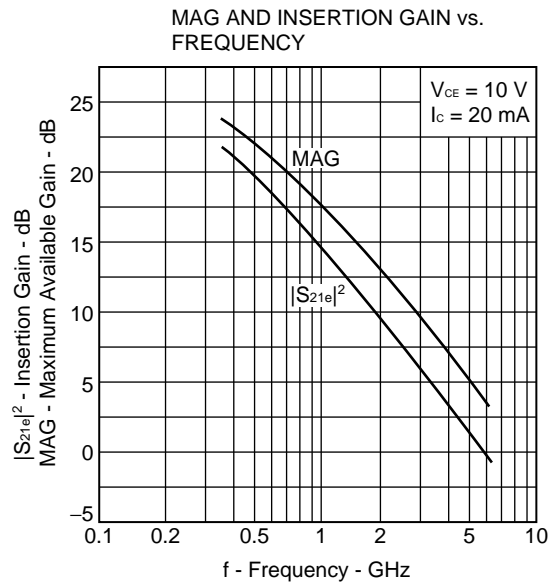
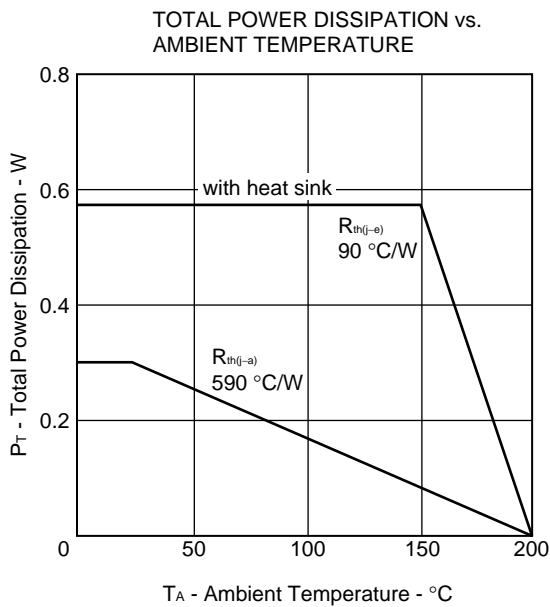
ELECTRICAL CHARACTERISTICS ($T_A = 25\text{ }^\circ\text{C}$)

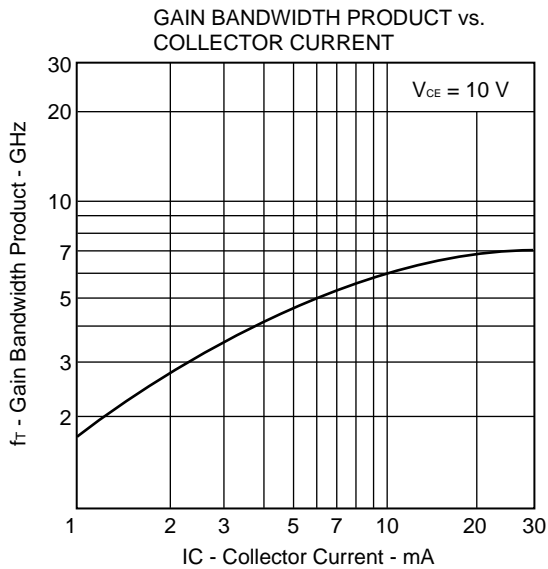
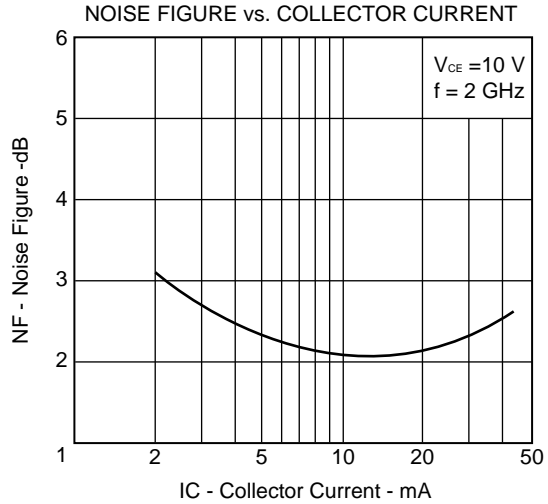
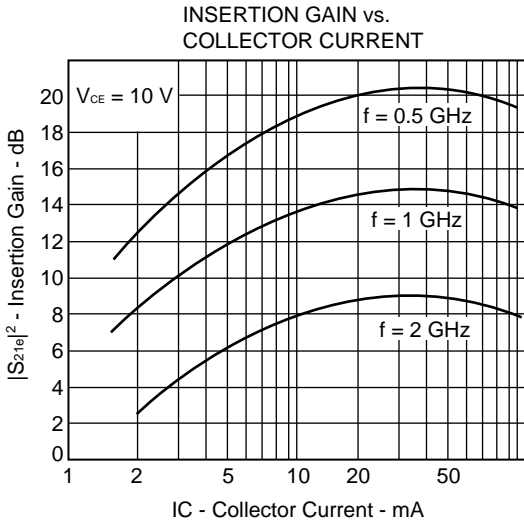
| PARAMETER | SYMBOL | TEST CONDITIONS | MIN. | TYP. | MAX. | UNIT |
|------------------------------|---------------|--|------|------|------|---------------|
| Collector Cut-off Current | I_{CBO} | $V_{CB} = 10\text{ V}, I_E = 0$ | | | 1.0 | μA |
| Emitter Cut-off Current | I_{EBO} | $V_{EB} = 1\text{ V}, I_C = 0$ | | | 1.0 | μA |
| DC Current Gain | h_{FE} | $V_{CE} = 10\text{ V}, I_C = 20\text{ mA Pulse}$ | 50 | 120 | 300 | |
| Gain Bandwidth Product | f_T | $V_{CE} = 10\text{ V}, I_C = 20\text{ mA}$ | | 7 | | GHz |
| Reverse Transfer Capacitance | C_{re} | $V_{CB} = 10\text{ V}, I_E = 0, f = 1\text{ MHz}$ | | 0.5 | 1.0 | pF |
| Noise Figure | NF^{Note} | $V_{CE} = 10\text{ V}, I_C = 7\text{ mA}, f = 2\text{ GHz}$ | | 2.1 | 3.4 | dB |
| Insertion Gain | $ S_{21e} ^2$ | $V_{CE} = 10\text{ V}, I_C = 20\text{ mA}, f = 2\text{ GHz}$ | 7.0 | 9.0 | | dB |
| Maximum Available Gain | MAG | $V_{CE} = 10\text{ V}, I_C = 20\text{ mA}, f = 2\text{ GHz}$ | 10.0 | 12.0 | | dB |
| Power Gain | G_A | $V_{CE} = 10\text{ V}, I_C = 7\text{ mA}, f = 2\text{ GHz}$ | | 10 | | dB |

Note Test block diagram



TYPICAL CHARACTERISTICS (T_A = 25 °C)





S PARAMETER

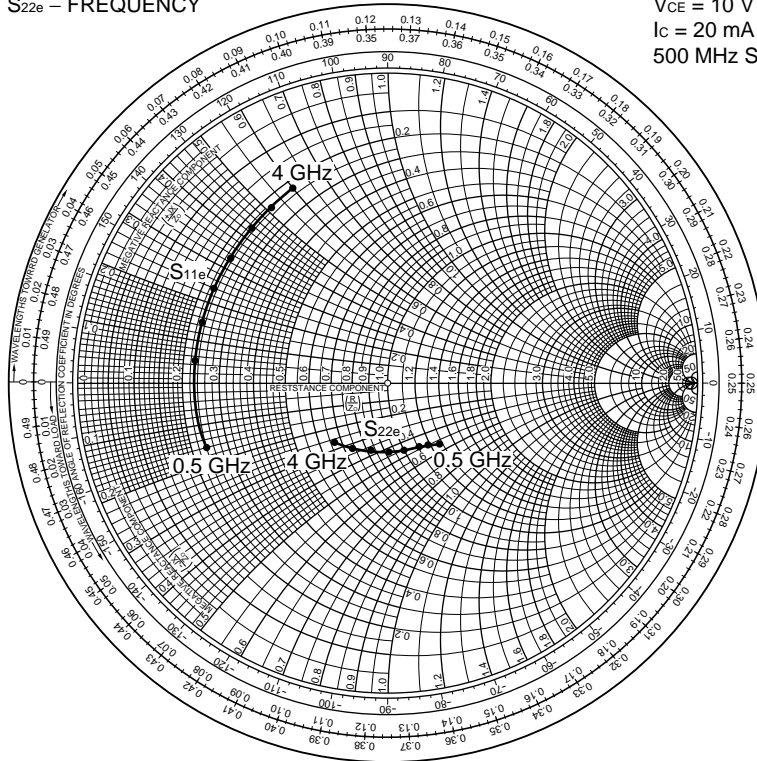
$V_{CE} = 10\text{ V}$, $I_C = 20\text{ mA}$, $Z_O = 50\ \Omega$

| f (MHz) | S ₁₁ | ∠S ₁₁ | S ₂₁ | ∠S ₂₁ | S ₁₂ | ∠S ₁₂ | S ₂₂ | ∠S ₂₂ |
|---------|-----------------|------------------|-----------------|------------------|-----------------|------------------|-----------------|------------------|
| 500 | .629 | -160.8 | 10.100 | 92.6 | .040 | 41.5 | .256 | -49.0 |
| 1000 | .631 | 175.8 | 5.411 | 75.1 | .048 | 51.4 | .244 | -57.2 |
| 1500 | .628 | 162.5 | 3.565 | 60.6 | .070 | 59.2 | .232 | -66.8 |
| 2000 | .646 | 152.2 | 2.720 | 48.4 | .086 | 56.0 | .22 | -77.4 |
| 2500 | .659 | 142.1 | 2.161 | 38.8 | .105 | 52.2 | .213 | -89.1 |
| 3000 | .677 | 132.0 | 1.916 | 25.7 | .127 | 45.1 | .217 | -103.1 |
| 3500 | .695 | 123.8 | 1.585 | 14.3 | .151 | 39.7 | .232 | -119.5 |
| 4000 | .713 | 116.5 | 1.392 | 5.3 | .168 | 34.8 | .254 | -134.0 |

S PARAMETER

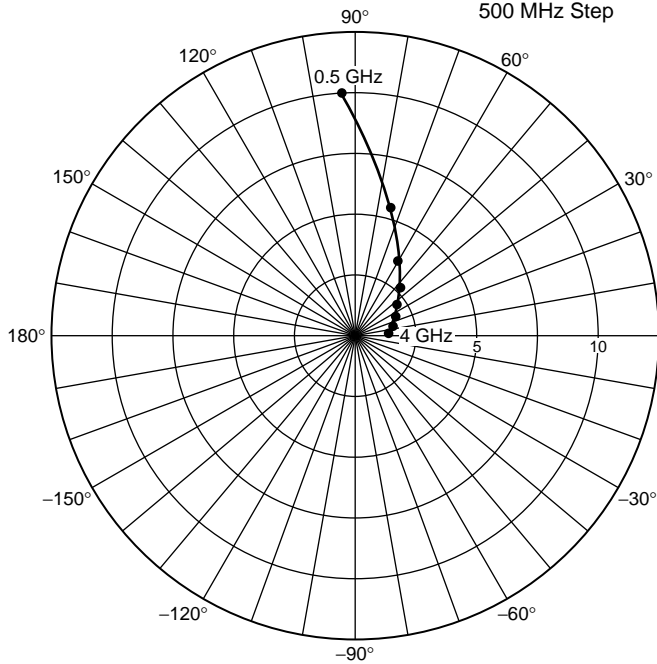
S_{11e}, S_{22e} - FREQUENCY

$V_{CE} = 10\text{ V}$
 $I_C = 20\text{ mA}$
 500 MHz Step



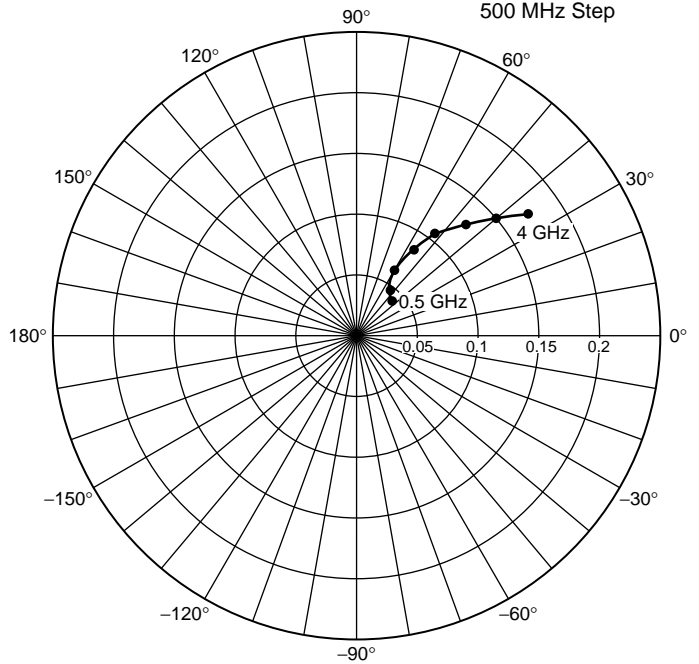
S_{21} - FREQUENCY

$V_{CC} = 10\text{ V}$
 $I_C = 20\text{ mA}$
 500 MHz Step



S_{12} - FREQUENCY

$V_{CE} = 10\text{ V}$
 $I_C = 20\text{ mA}$
 500 MHz Step



[MEMO]

[MEMO]

[MEMO]

The export of this product from Japan is prohibited without governmental license. To export or re-export this product from a country other than Japan may also be prohibited without a license from that country. Please call an NEC sales representative.

No part of this document may be copied or reproduced in any form or by any means without the prior written consent of NEC Corporation. NEC Corporation assumes no responsibility for any errors which may appear in this document.

NEC Corporation does not assume any liability for infringement of patents, copyrights or other intellectual property rights of third parties by or arising from use of a device described herein or any other liability arising from use of such device. No license, either express, implied or otherwise, is granted under any patents, copyrights or other intellectual property rights of NEC Corporation or others.

While NEC Corporation has been making continuous effort to enhance the reliability of its semiconductor devices, the possibility of defects cannot be eliminated entirely. To minimize risks of damage or injury to persons or property arising from a defect in an NEC semiconductor device, customers must incorporate sufficient safety measures in its design, such as redundancy, fire-containment, and anti-failure features.

NEC devices are classified into the following three quality grades:

"Standard", "Special", and "Specific". The Specific quality grade applies only to devices developed based on a customer designated "quality assurance program" for a specific application. The recommended applications of a device depend on its quality grade, as indicated below. Customers must check the quality grade of each device before using it in a particular application.

Standard: Computers, office equipment, communications equipment, test and measurement equipment, audio and visual equipment, home electronic appliances, machine tools, personal electronic equipment and industrial robots

Special: Transportation equipment (automobiles, trains, ships, etc.), traffic control systems, anti-disaster systems, anti-crime systems, safety equipment and medical equipment (not specifically designed for life support)

Specific: Aircrafts, aerospace equipment, submersible repeaters, nuclear reactor control systems, life support systems or medical equipment for life support, etc.

The quality grade of NEC devices is "Standard" unless otherwise specified in NEC's Data Sheets or Data Books. If customers intend to use NEC devices for applications other than those specified for Standard quality grade, they should contact an NEC sales representative in advance.

Anti-radioactive design is not implemented in this product.