

9097250 TOSHIBA (DISCRETE/OPTO)

56C 07631

DT-33-07

2SC3073

SILICON NPN EPITAXIAL TYPE (PCT PROCESS)

POWER AMPLIFIER APPLICATIONS.

CAR RADIO, CAR STEREO OUTPUT STAGE AMPLIFIER

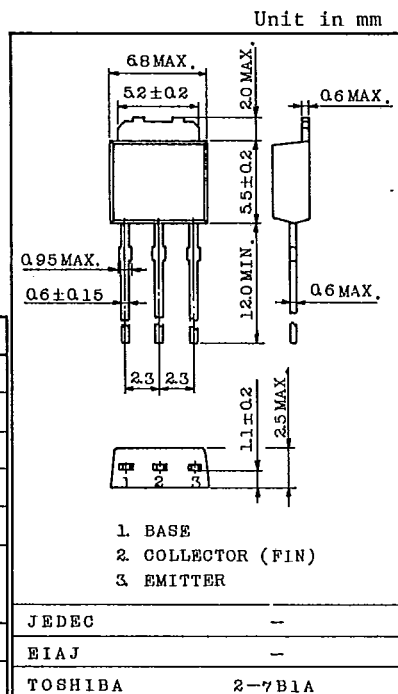
APPLICATIONS.

FEATURES:

- . Good Linearity of h_{FE}
- . Complementary to 2SA1243

MAXIMUM RATINGS ($T_a=25^\circ\text{C}$)

CHARACTERISTIC	SYMBOL	RATING	UNIT
Collector-Base Voltage	V_{CB0}	30	V
Collector-Emitter Voltage	V_{CE0}	30	V
Emitter-Base Voltage	V_{EB0}	5	V
Collector Current	I_C	3	A
Base Current	I_B	0.6	A
Collector Power Dissipation	P_C	$T_a=25^\circ\text{C}$	1.0
		$T_c=25^\circ\text{C}$	10
Junction Temperature	T_j	150	$^\circ\text{C}$
Storage Temperature Range	T_{stg}	-55 ~ 150	$^\circ\text{C}$



Weight : 0.36g

ELECTRICAL CHARACTERISTICS ($T_a=25^\circ\text{C}$)

CHARACTERISTIC	SYMBOL	TEST CONDITION	MIN.	TYP.	MAX.	UNIT
Collector Cut-off Current	I_{CB0}	$V_{CB}=20\text{V}, I_E=0$	-	-	1.0	μA
Emitter Cut-off Current	I_{EB0}	$V_{EB}=5\text{V}, I_C=0$	-	-	1.0	μA
Collector-Emitter Breakdown Voltage	$V_{(BR)CE0}$	$I_C=10\text{mA}, I_B=0$	30	-	-	V
Emitter-Base Breakdown Voltage	$V_{(BR)EB0}$	$I_E=1\text{mA}, I_C=0$	5	-	-	V
DC Current Gain	$h_{FE(1)}$ (Note)	$V_{CE}=2\text{V}, I_C=0.5\text{A}$	70	-	240	
		$V_{CE}=2\text{V}, I_C=2.5\text{A}$	25	-	-	
Collector-Emitter Saturation Voltage	$V_{CE(sat)}$	$I_C=2\text{A}, I_B=0.2\text{A}$	-	0.3	0.8	V
Base-Emitter Voltage	V_{BE}	$V_{CE}=2\text{V}, I_C=0.5\text{A}$	-	0.75	1.0	V
Transition Frequency	f_T	$V_{CE}=2\text{V}, I_C=0.5\text{A}$	-	100	-	MHz
Collector Output Capacitance	C_{ob}	$V_{CB}=10\text{V}, I_E=0, f=1\text{MHz}$	-	35	-	pF

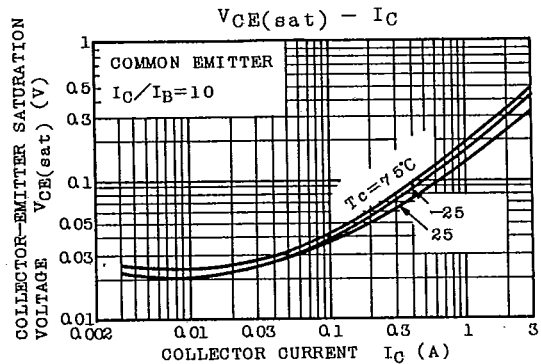
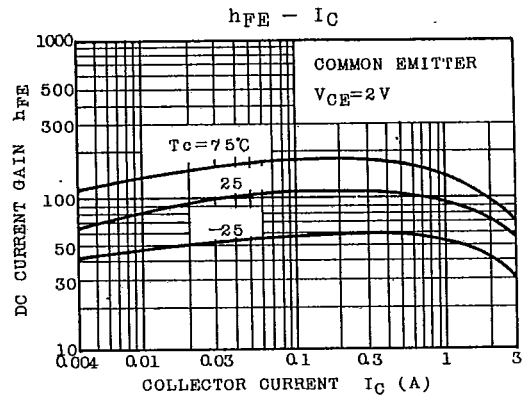
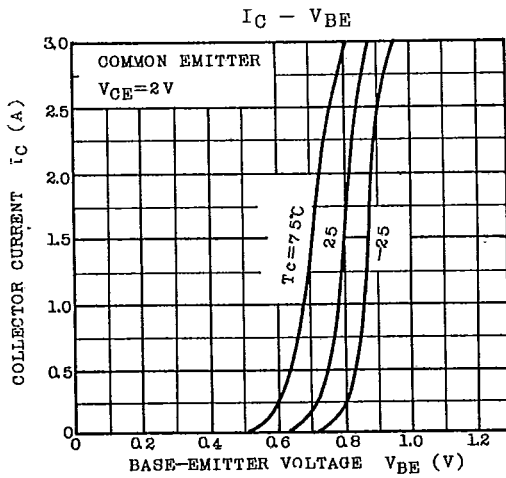
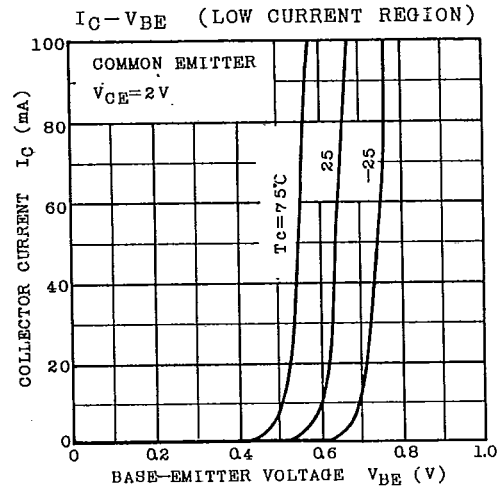
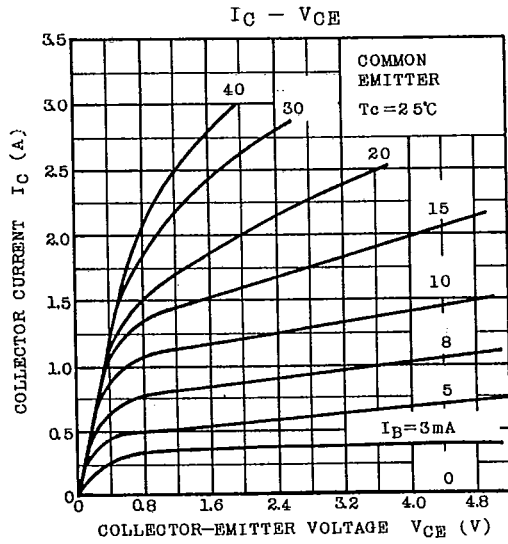
Note: $h_{FE(1)}$ Classification O : 70 ~ 140, Y : 120 ~ 240

TOSHIBA CORPORATION

9097250 TOSHIBA (DISCRETE/OPTO)

56C 07632 DT-33-07

2SC3073



TOSHIBA CORPORATION

9097250 TOSHIBA (DISCRETE/OPTO)

56C 07633 DT-33-07

2SC3073

