

9097250 TOSHIBA (DISCRETE/OPTO)

56C 07606 D T-33-07

SILICON NPN EPITAXIAL TYPE (PCT PROCESS)

2SC2824

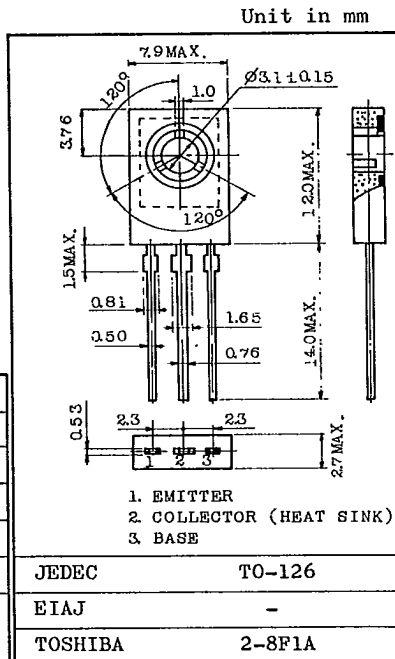
AUDIO FREQUENCY POWER AMPLIFIER APPLICATIONS.

FEATURES:

- Complementary to 2SA1184.
- Suitable for driver of 60 to 80 watts audio amplifier.
- High breakdown voltage.

MAXIMUM RATINGS (Ta=25°C)

CHARACTERISTIC	SYMBOL	RATING	UNIT
Collector-Base Voltage	VCBO	120	V
Collector-Emitter Voltage	VCEO	120	V
Emitter-Base Voltage	VEBO	5	V
Collector Current	IC	1	A
Base Current	IB	100	mA
Collector Power Dissipation	PC	Ta=25°C	1
		Tc=25°C	15
Junction Temperature	Tj	150	°C
Storage Temperature Range	Tstg	-55~150	°C



Mounting Kit No. AC46C
Weight : 0.72g

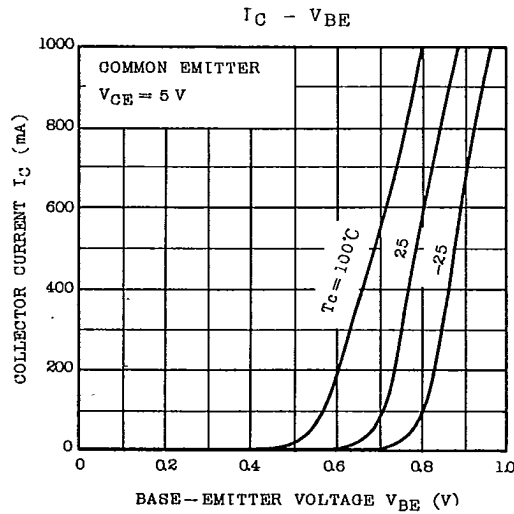
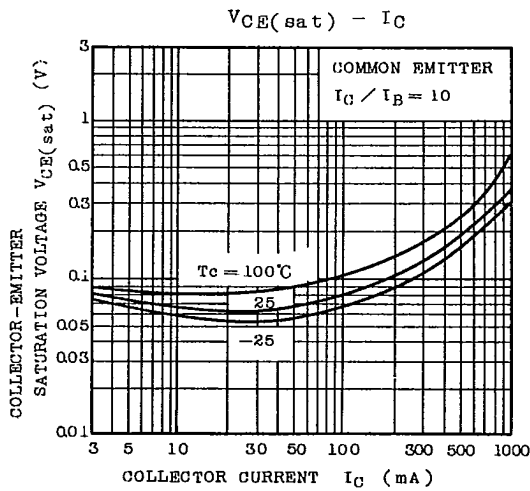
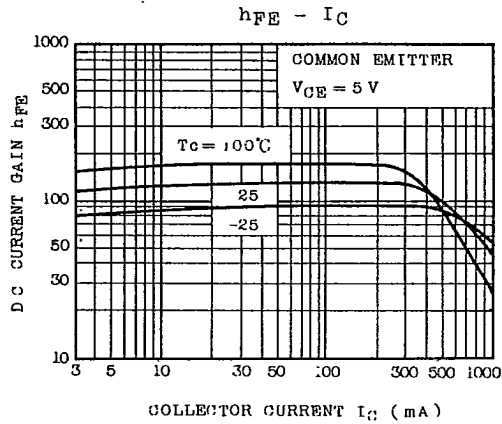
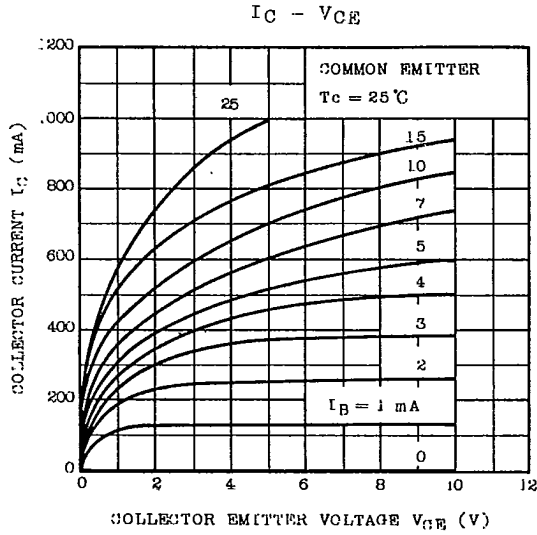
ELECTRICAL CHARACTERISTICS (Ta=25°C)

CHARACTERISTIC	SYMBOL	TEST CONDITION	MIN.	TYP.	MAX.	UNIT
Collector Cut-off Current	ICBO	VCB=120V, IE=0	-	-	100	nA
Emitter Cut-off Current	IEBO	VEB=5V, IC=0	-	-	100	nA
Collector-Emitter Breakdown Voltage	V(BR)CEO	IC=10mA, IB=0	120	-	-	V
Emitter-Base Breakdown Voltage	V(BR)EBO	IE=1mA, IC=0	5	-	-	V
DC Current Gain	hFE (Note)	VCE=5V, IC=100mA	80	-	240	
Collector-Emitter Saturation Voltage	VCE(sat)	IC=500mA, IB=50mA	-	0.30	1.0	V
Base-Emitter Voltage	VBE	VCE=5V, IC=500mA	-	0.78	1.0	V
Transition Frequency	fT	VCE=5V, IC=100mA	-	120	-	MHz
Collector Output Capacitance	Cob	VCB=10V, IE=0, f=1MHz	-	15	-	pF

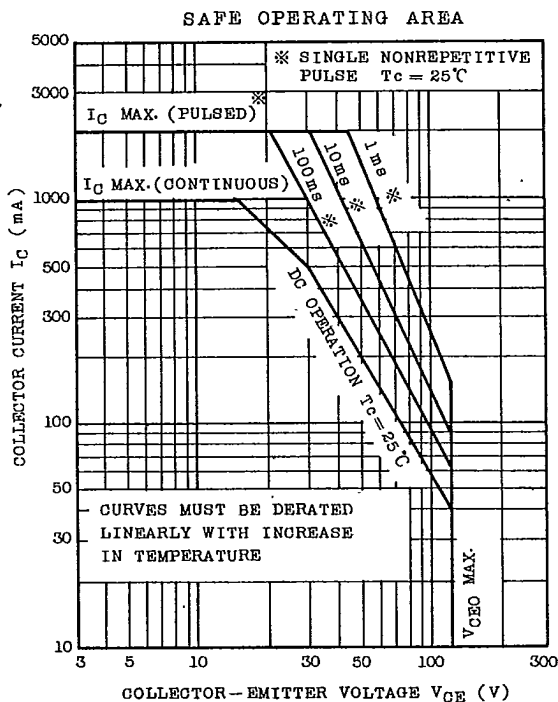
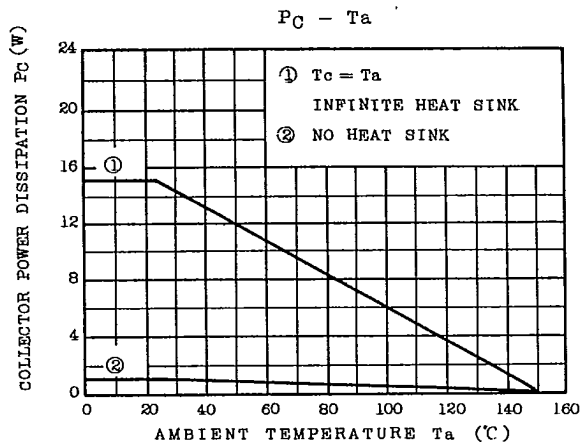
Note: hFE Classification 0:80~160 Y:120~240

TOSHIBA CORPORATION

2SC2824



TOSHIBA CORPORATION



TOSHIBA CORPORATION