

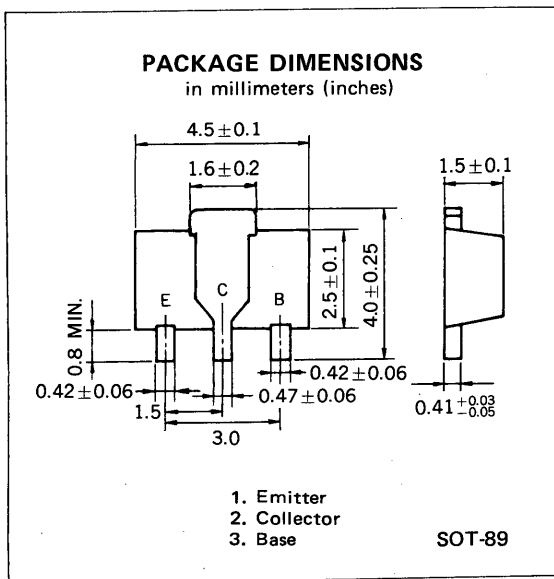


SILICON TRANSISTORS 2SB805, 2SB806

PNP SILICON EPITAXIAL TRANSISTOR POWER MINI MOLD

DESCRIPTION

The 2SB805 and 2SB806 are designed for audio frequency power amplifier application, especially in Hybrid Integrated Circuits.



FEATURES

- World Standard Miniature Package : SOT-89
- High Collector to Emitter Voltage : $V_{CE0} > -120$ V (2SB806), $V_{CE0} > -100$ V (2SB805)
- Complement to NPN type 2SD1006 and 2SD1007 respectively

ABSOLUTE MAXIMUM RATINGS

Maximum Voltages and Currents ($T_a = 25^\circ\text{C}$)	2SB805	2SB806		
Collector to Base Voltage	V_{CBO}	-100	-120	V
Collector to Emitter Voltage	V_{CEO}	-100	-120	V
Emitter to Base Voltage	V_{EBO}	-5.0		V
Collector Current (DC)	I_C	-0.7		A
Collector Current (Pulse)*	I_C	-1.2		A
Maximum Power Dissipation				
Total Power Dissipation at 25°C Ambient Temperature**	P_T	2.0		W
Maximum Temperatures				
Junction Temperature	T_j	150		$^\circ\text{C}$
Storage Temperature Range	T_{stg}	-55 to +150		$^\circ\text{C}$

*PW \leq 10 ms, duty cycle \leq 50 %

**When mounted on ceramic substrate of $16\text{ cm}^2 \times 0.7\text{ mm}$

ELECTRICAL CHARACTERISTICS ($T_a = 25^\circ\text{C}$)

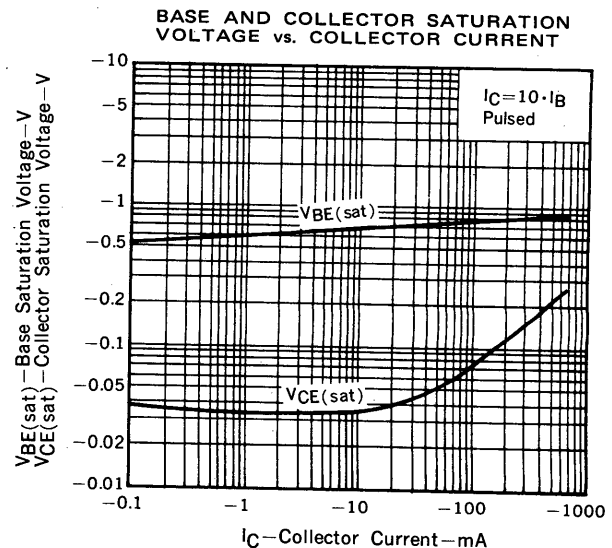
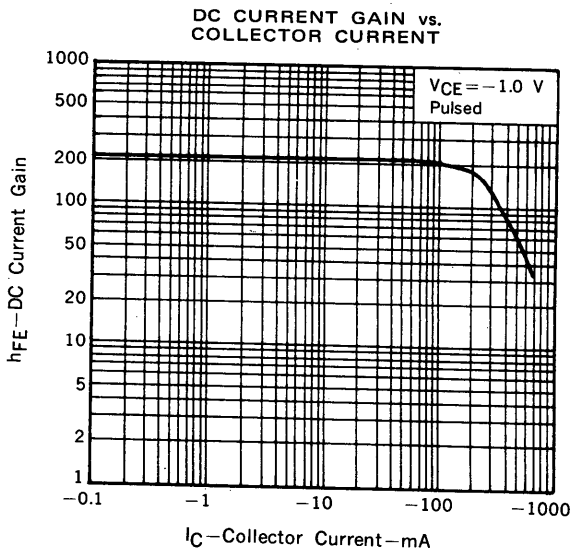
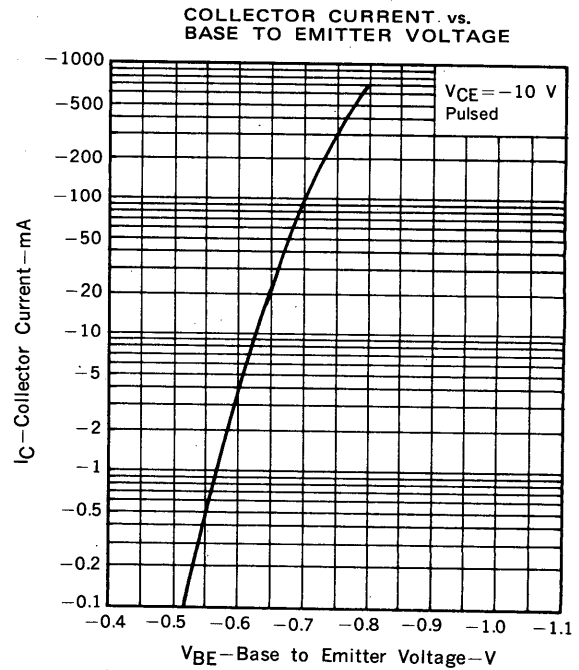
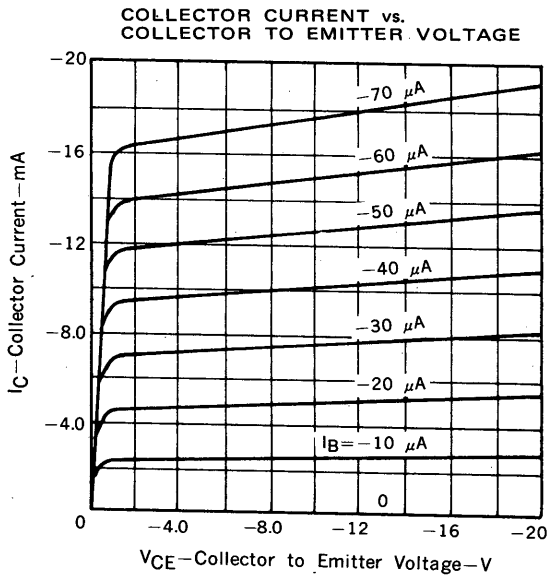
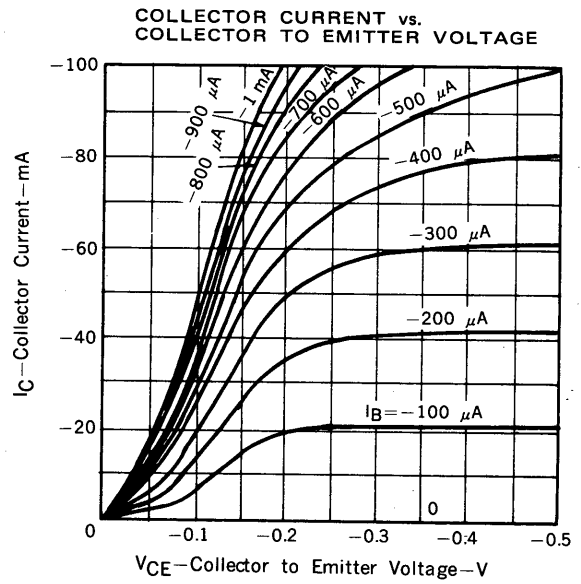
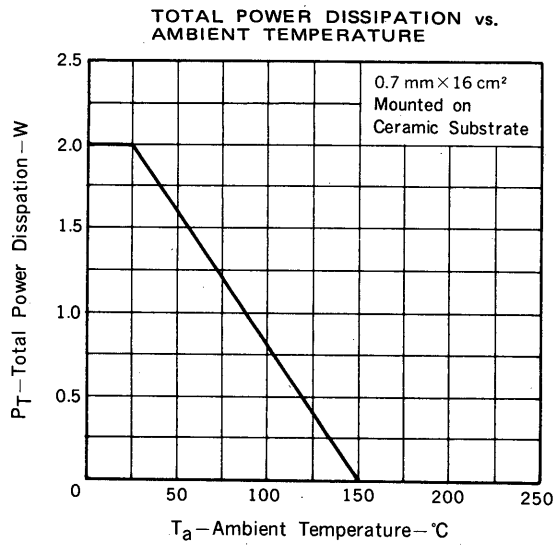
CHARACTERISTIC	SYMBOL	MIN.	TYP.	MAX.	UNIT	TEST CONDITIONS	
						2SB805	2SB806
Collector Cutoff Current	I_{CBO}			-100	nA	2SB805	$V_{CB} = -100\text{ V}, I_E = 0$
				-100	nA	2SB806	$V_{CB} = -120\text{ V}, I_E = 0$
Emitter Cutoff Current	I_{EBO}			-100	nA	$V_{EB} = -5.0\text{ V}, I_C = 0$	
DC Current Gain	h_{FE1}	45	200			$V_{CE} = -1.0\text{ V}, I_C = -5.0\text{ mA}$ ***	
DC Current Gain	h_{FE2}	90	200	400		$V_{CE} = -1.0\text{ V}, I_C = -100\text{ mA}$ ***	
Collector Saturation Voltage	$V_{CE(sat)}$		-0.4	-0.6	V	$I_C = -500\text{ mA}, I_B = -50\text{ mA}$ ***	
Base Saturation Voltage	$V_{BE(sat)}$		-0.9	-1.5	V	$I_C = -500\text{ mA}, I_B = -50\text{ mA}$ ***	
Base to Emitter Voltage	V_{BE}	-550	-620	-650	mV	$V_{CE} = -10\text{ V}, I_C = -10\text{ mA}$ ***	
Gain Bandwidth Product	f_T		75		MHz	$V_{CE} = -10\text{ V}, I_E = 10\text{ mA}$	
Output Capacitance	C_{ob}		14		pF	$V_{CB} = -10\text{ V}, I_E = 0, f = 1.0\text{ MHz}$	

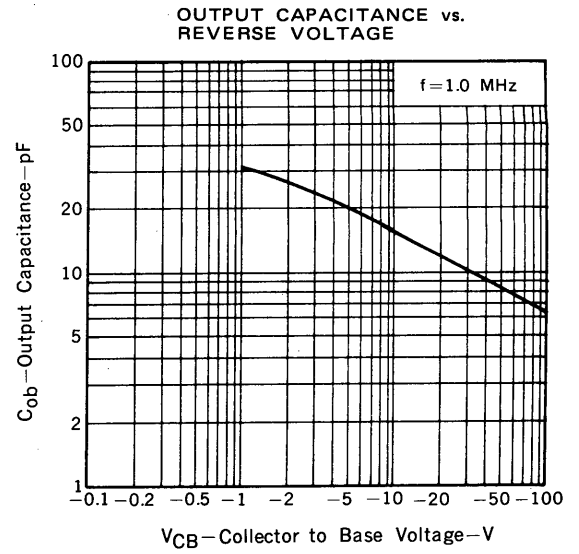
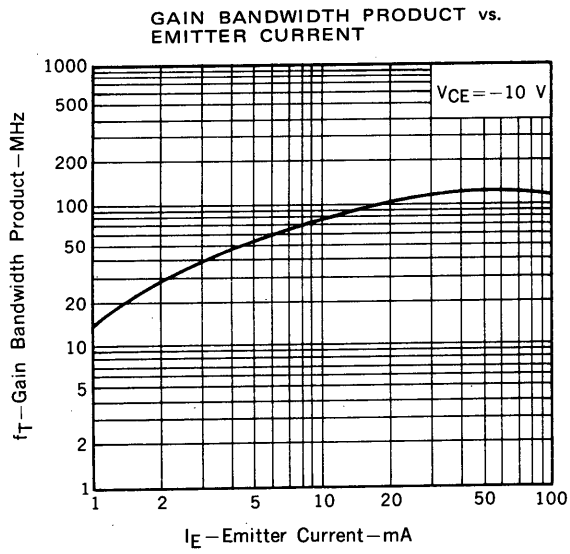
***Pulsed : PW \leq 350 μs , duty cycle \leq 2 %

h_{FE} Classification

MARKING	2SB805	KM	KL	KK
		2SB806	KR	KQ
h_{FE}		90 - 180	135 - 270	200 - 400

TYPICAL CHARACTERISTICS ($T_a = 25^\circ\text{C}$)





REFERENCE

Document Name	Document No.
NEC semiconductor device reliability/quality control system.	TEI-1202
Quality grade on NEC semiconductor devices.	IEI-1209
Semiconductor device mounting technology manual.	IEI-1207
Semiconductor device package manual.	IEI-1213
Guide to quality assurance for semiconductor devices.	MEI-1202
Semiconductor selection guide.	MF-1134

[MEMO]

No part of this document may be copied or reproduced in any form or by any means without the prior written consent of NEC Corporation. NEC Corporation assumes no responsibility for any errors which may appear in this document.

NEC Corporation does not assume any liability for infringement of patents, copyrights or other intellectual property rights of third parties by or arising from use of a device described herein or any other liability arising from use of such device. No license, either express, implied or otherwise, is granted under any patents, copyrights or other intellectual property rights of NEC Corporation or others.

The devices listed in this document are not suitable for use in aerospace equipment, submarine cables, nuclear reactor control systems and life support systems. If customers intend to use NEC devices for above applications or they intend to use "Standard" quality grade NEC devices for applications not intended by NEC, please contact our sales people in advance.

Application examples recommended by NEC Corporation

Standard: Computer, Office equipment, Communication equipment, Test and Measurement equipment, Machine tools, Industrial robots, Audio and Visual equipment, Other consumer products, etc.

Special: Automotive and Transportation equipment, Traffic control systems, Antidisaster systems, Anticrime systems, etc.