

# 2SB1612

## Silicon PNP epitaxial planer type

For low-frequency amplification

Complementary to 2SD2474

### Features

- Low collector to emitter saturation voltage  $V_{CE(sat)}$ .
- Mini Power type package, allowing downsizing of the equipment and automatic insertion through the tape packing and the magazine packing.

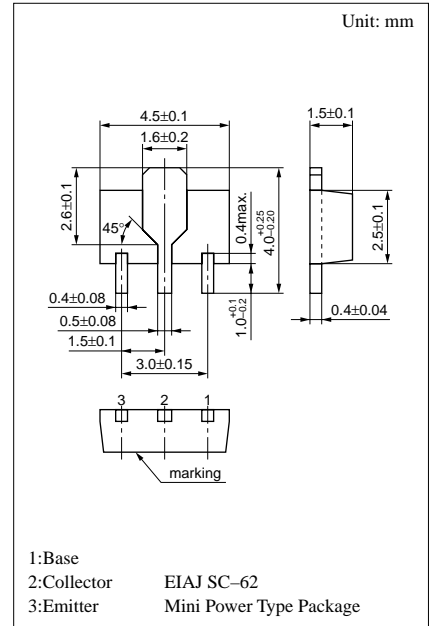
### Absolute Maximum Ratings (Ta=25°C)

Parameter	Symbol	Ratings	Unit
Collector to base voltage	$V_{CBO}$	-10	V
Collector to emitter voltage	$V_{CEO}$	-10	V
Emitter to base voltage	$V_{EBO}$	-7	V
Peak collector current	$I_{CP}$	-2.4	A
Collector current	$I_C$	-2	A
Collector power dissipation	$P_C^*$	1	W
Junction temperature	$T_j$	150	°C
Storage temperature	$T_{stg}$	-55 ~ +150	°C

\* Printed circuit board: Copper foil area of 1cm<sup>2</sup> or more, and the board thickness of 1.7mm for the collector portion

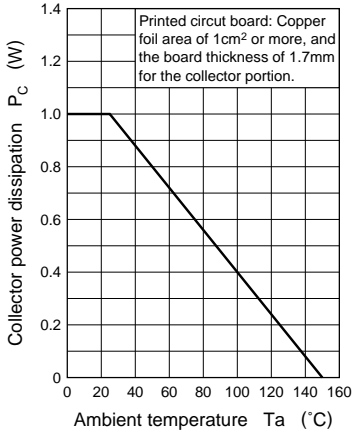
### Electrical Characteristics (Ta=25°C)

Parameter	Symbol	Conditions	min	typ	max	Unit
Collector cutoff current	$I_{CBO}$	$V_{CB} = -7V, I_E = 0$			-1	μA
Collector to base voltage	$V_{CBO}$	$I_C = -10\mu A, I_E = 0$	-10			V
Collector to emitter voltage	$V_{CEO}$	$I_C = -1mA, I_B = 0$	-10			V
Emitter to base voltage	$V_{EBO}$	$I_E = -10\mu A, I_C = 0$	-7			V
Forward current transfer ratio	$h_{FE}$	$V_{CE} = -2V, I_C = 200mA$	200		800	
Collector to emitter saturation voltage	$V_{CE(sat)}$	$I_C = -1A, I_B = -10mA$		-0.19	-0.25	V
Transition frequency	$f_T$	$V_{CB} = -6V, I_E = 50mA, f = 200MHz$		60		MHz
Collector output capacitance	$C_{ob}$	$V_{CB} = -6V, I_E = 0, f = 1MHz$		100		pF

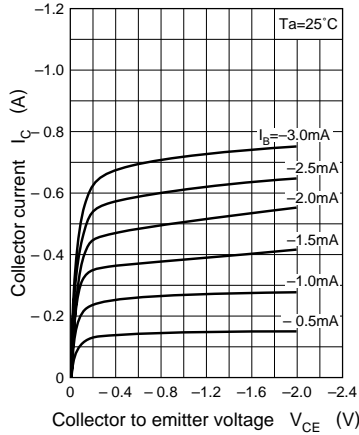


Marking symbol : 2F

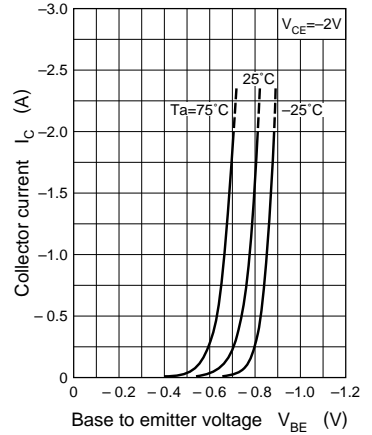
$P_C - T_a$



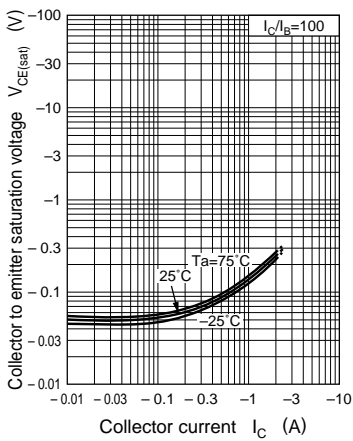
$I_C - V_{CE}$



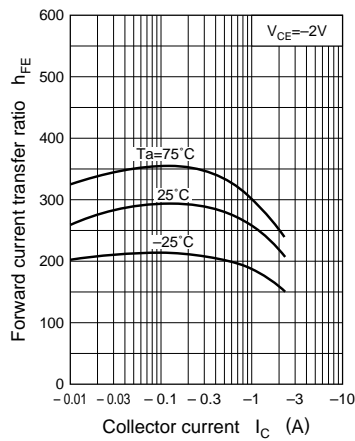
$I_C - V_{BE}$



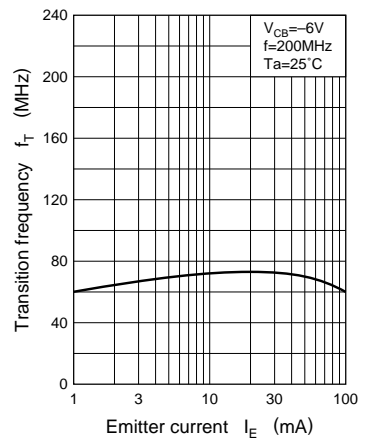
$V_{CE(sat)} - I_C$



$h_{FE} - I_C$



$f_T - I_E$



$C_{ob} - V_{CB}$

