

TOSHIBA TRANSISTOR SILICON PNP EPITAXIAL TYPE

# 2SA1761

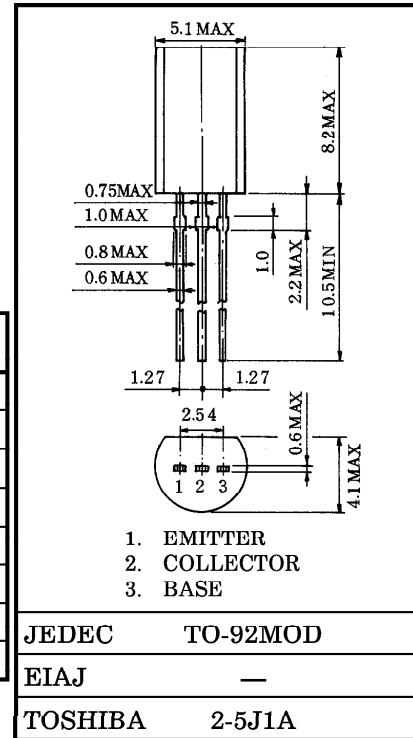
POWER AMPLIFIER APPLICATIONS.  
POWER SWITCHING APPLICATIONS.

Unit in mm

- Low Collector-Emitter Saturation Voltage  
:  $V_{CE(sat)} = -0.5V$  (Max.) ( $I_C = -1.5A$ )
- High Speed Switching Time :  $t_{stg} = 0.2\mu s$  (Typ.)
- Complementary to 2SC4604.

MAXIMUM RATINGS ( $T_a = 25^\circ C$ )

CHARACTERISTIC	SYMBOL	RATING	UNIT
Collector-Base Voltage	$V_{CBO}$	-60	V
Collector-Emitter Voltage	$V_{CEO}$	-50	V
Emitter-Base Voltage	$V_{EBO}$	-6	V
Collector Current	$I_C$	-3	A
Base Current	$I_B$	-0.6	A
Collector Power Dissipation	$P_C$	900	mW
Junction Temperature	$T_j$	150	$^\circ C$
Storage Temperature Range	$T_{stg}$	-55~150	$^\circ C$



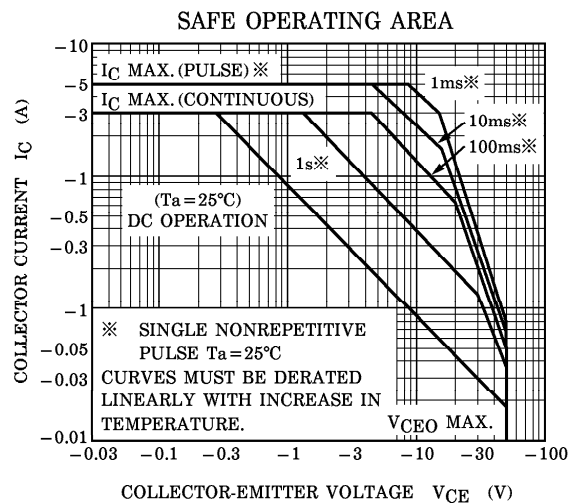
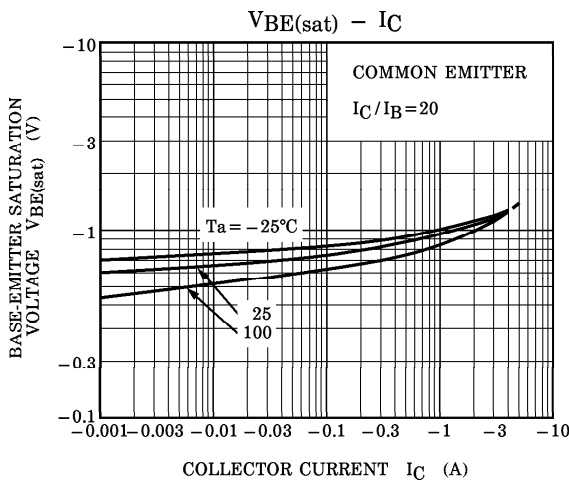
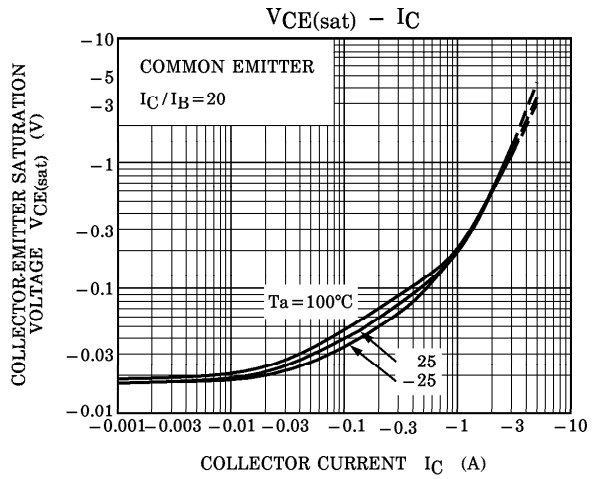
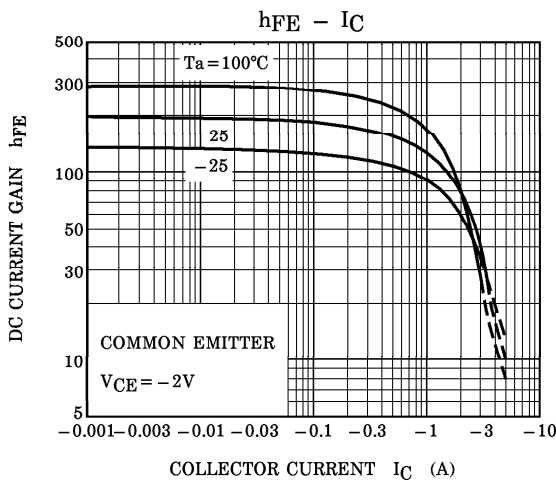
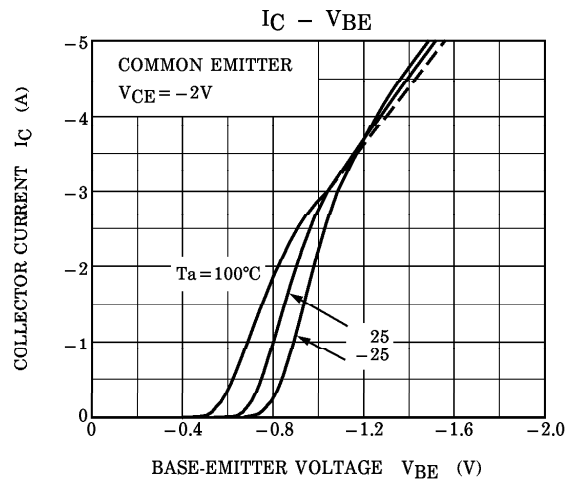
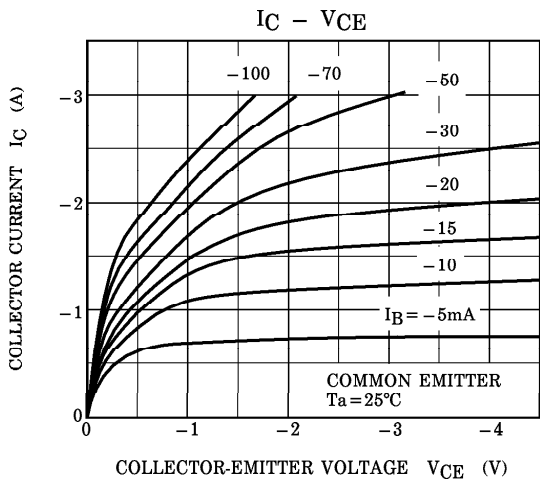
ELECTRICAL CHARACTERISTICS ( $T_a = 25^\circ C$ )

Weight : 0.36g

CHARACTERISTIC	SYMBOL	TEST CONDITION	MIN.	TYP.	MAX.	UNIT	
Collector Cut-off Current	$I_{CBO}$	$V_{CB} = -60V, I_E = 0$	—	—	-0.1	$\mu A$	
Emitter Cut-off Current	$I_{EBO}$	$V_{EB} = -6V, I_C = 0$	—	—	-0.1	$\mu A$	
Collector-Emitter Breakdown Voltage	$V_{(BR)CEO}$	$I_C = -10mA, I_E = 0$	-50	—	—	V	
DC Current Gain	$h_{FE(1)}$	$V_{CE} = -2V, I_C = -100mA$	120	—	400		
	$h_{FE(2)}$	$V_{CE} = -2V, I_C = -2A$	40	—	—		
Collector-Emitter Saturation Voltage	$V_{CE(sat)}$	$I_C = -1.5A, I_B = -75mA$	—	—	-0.5	V	
Base-Emitter Saturation Voltage	$V_{BE(sat)}$	$I_C = -1.5A, I_B = -75mA$	—	—	-1.2	V	
Transition Frequency	$f_T$	$V_{CE} = -2V, I_C = -100mA$	—	100	—	MHz	
Collector Output Capacitance	$C_{ob}$	$V_{CB} = -10V, I_E = 0, f = MHz$	—	32	—	pF	
Switching Time	Turn-on Time	$t_{on}$		—	0.1	—	$\mu s$
	Storage Time	$t_{stg}$		—	0.2	—	
	Fall Time	$t_f$		$-I_{B1} = I_{B2} = 75mA$ DUTY CYCLE $\leq 1\%$	—	0.1	

961001EAA2

● TOSHIBA is continually working to improve the quality and the reliability of its products. Nevertheless, semiconductor devices in general can malfunction or fail due to their inherent electrical sensitivity and vulnerability to physical stress. It is the responsibility of the buyer, when utilizing TOSHIBA products, to observe standards of safety, and to avoid situations in which a malfunction or failure of a TOSHIBA product could cause loss of human life, bodily injury or damage to property. In developing your designs, please ensure that TOSHIBA products are used within specified operating ranges as set forth in the most recent products specifications. Also, please keep in mind the precautions and conditions set forth in the TOSHIBA Semiconductor Reliability Handbook.



961001EAA2'

● The information contained herein is presented only as a guide for the applications of our products. No responsibility is assumed by TOSHIBA CORPORATION for any infringements of intellectual property or other rights of the third parties which may result from its use. No license is granted by implication or otherwise under any intellectual property or other rights of TOSHIBA CORPORATION or others.  
 ● The information contained herein is subject to change without notice.