



● 電気的特性曲線 / Electrical Characteristic Curves

2SA1512P

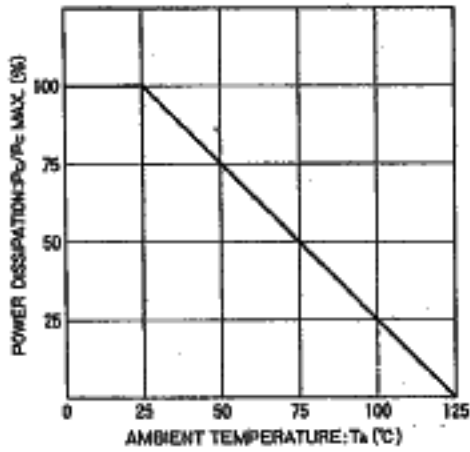


Fig.1 電力軽減曲線

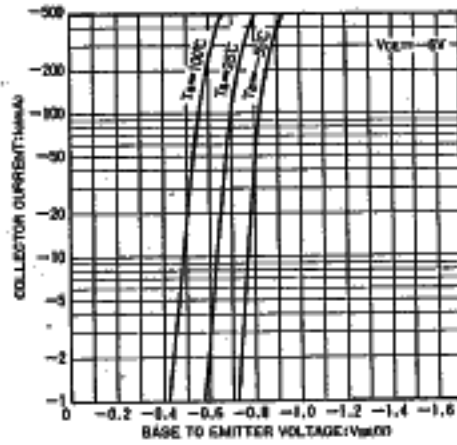


Fig.2 エミッタ接地伝達静特性

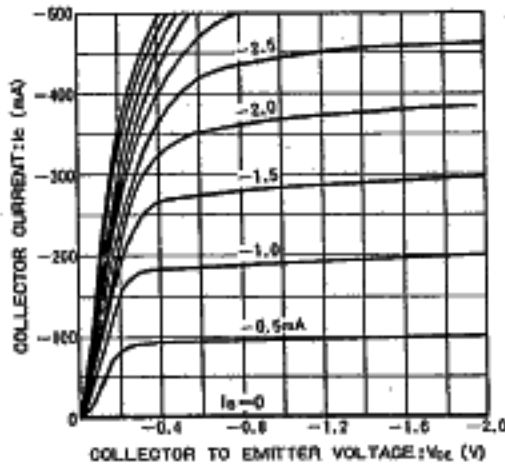


Fig.3 エミッタ接地出力静特性

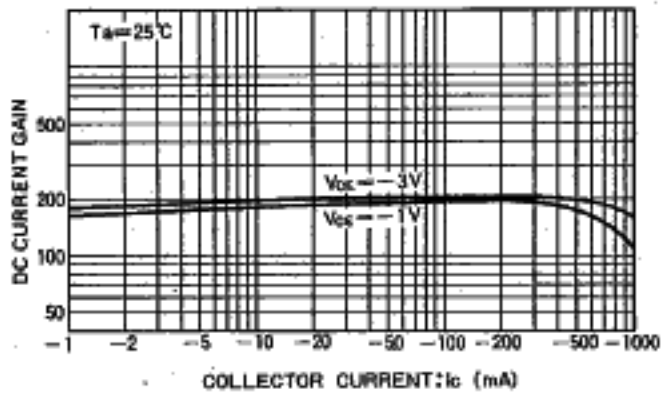


Fig.4 直流電流増幅率-コレクタ電流特性




Fig.5 コレクタ・エミッタ飽和電圧-コレクタ電流特性

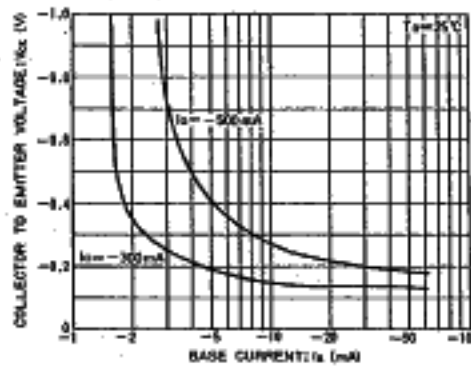


Fig.6 コレクタ・エミッタ電圧-ベース電流特性

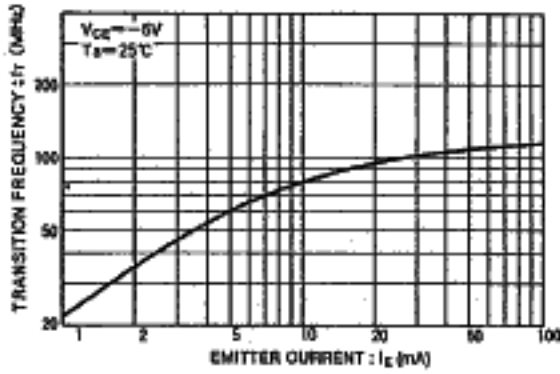


Fig.7 利得帯域幅積—エミッタ電流特性

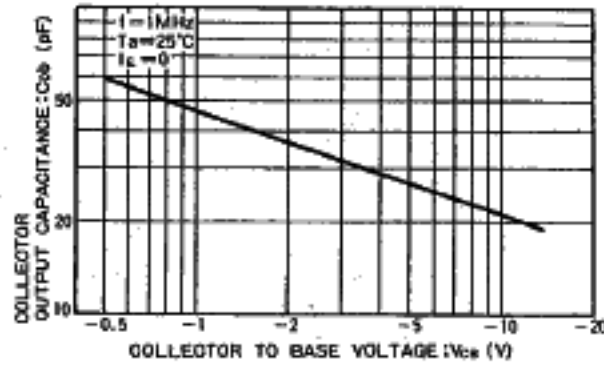


Fig.8 コレクタ出力容量—コレクタ—ベース電圧特性

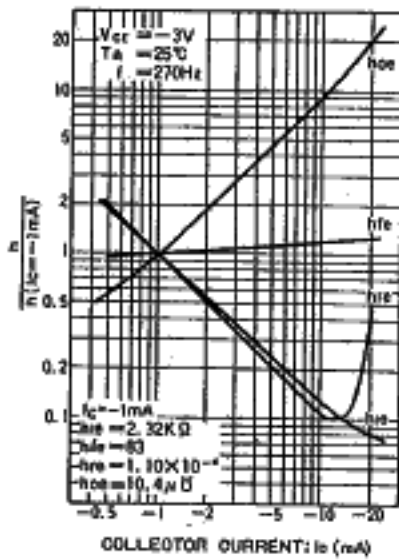


Fig.9 h定数—コレクタ電流特性




Fig.10 安全動作領域




Fig.11 過渡熱抵抗