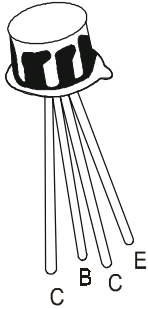


NPN SILICON PLANAR TRANSISTOR

2N917



**TO-72
Metal Can Package**

Amplifier Transistor

ABSOLUTE MAXIMUM RATINGS

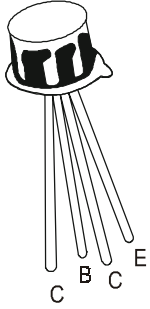
DESCRIPTION	SYMBOL	VALUE	UNIT
Collector Base Voltage	V_{CB0}	30	V
Collector Emitter Voltage	V_{CE0}	15	V
Emitter Base Voltage	V_{EB0}	3	V
Collector Current - Continuous	I_C	50	mA
Power Dissipation @ $T_A=25^{\circ}C$	P_D	200	mW
Derate Above $25^{\circ}C$		1.14	mW/ $^{\circ}C$
Power Dissipation @ $T_C=25^{\circ}C$	P_D	300	mW
Derate Above $25^{\circ}C$		1.71	mW/ $^{\circ}C$
Operating & Storage Junction Temperature Range	T_j, T_{stg}	-65 to +200	$^{\circ}C$

ELECTRICAL CHARACTERISTICS ($T_a=25^{\circ}C$ unless specified otherwise)

DESCRIPTION	SYMBOL	TEST CONDITION	MIN	TYP	MAX	UNIT
Collector Emitter Sustaining Voltage	$V_{CE0(SUS)}$	$I_C=3mA, I_B=0$	15	-	-	V
Collector Base Voltage	V_{CB0}	$I_C=1\mu A, I_E=0$	30	-	-	V
Emitter Base Voltage	V_{EB0}	$I_E=10\mu A, I_C=0$	3.0	-	-	V
Collector Cut off Current	I_{CBO}	$V_{CB}=15V, I_E=0$	-	-	1.0	nA
		$V_{CB}=15V, I_E=0, T_A=150^{\circ}C$	-	-	1.0	μA
DC Current Gain	h_{FE}	$I_C=3mA, V_{CE}=1V$	20	-	200	
Collector Emitter Saturation Voltage	$V_{CE(sat)}$	$I_C=10mA, I_B=1mA$	-	-	0.4	V
Base Emitter Saturation Voltage	$V_{BE(sat)}$	$I_C=10mA, I_B=1mA$	-	-	1.0	V

NPN SILICON PLANAR TRANSISTOR

2N917



TO-72
Metal Can Package

ELECTRICAL CHARACTERISTICS (Ta=25°C unless specified otherwise)

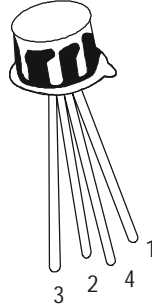
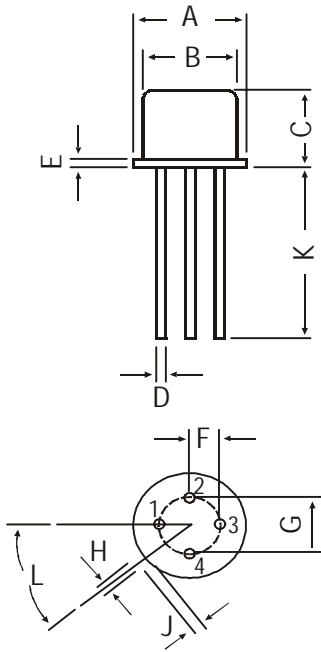
DESCRIPTION	SYMBOL	TEST CONDITION	MIN	TYP	MAX	UNIT
Small-Signal Characteristics						
Current - Gain - Bandwidth Product	$f_T(1)$	$I_C=4mA, V_{CE}=10V, f=100MHz$	600	-	-	MHz
OutPut Capacitance	C_{obo}	$V_{CB}=10V, I_E=0, f=140kHz$	-	-	2.0	pF
		$V_{CB}=0V, I_E=0, f=140kHz$	-	-	3.0	pF
InPut Capacitance	C_{lbo}	$V_{EB}=0.5V, I_C=0, f=140kHz$	-	-	2.0	pF
Noise Figure	NF	$I_C=1mA, V_{CE}=6V,$ $R_G=400 \Omega, f=60MHz$	-	-	6.0	dB
Functional Test						
Amplifier Power Gain	G_{pe}	$V_{CB}=12V, I_C=6mA,$ $f=200MHz$	15	-	-	dB
Power Output	P_O	$V_{CB}=15V, I_C=8mA,$ $f=500MHz$	30	-	-	mW
Collector Efficiency	π	$V_{CB}=15V, I_C=8mA,$ $f=500MHz$	25	-	-	%

(1) f_T is defined as the frequency at which $|h_{fe}|$ extrapolates to unity.

2N917

TO-72
Metal Can Package

TO-72 Metal Can Package



PIN CONFIGURATION

1. EMITTER
2. BASE
3. COLLECTOR
4. CASE

All dimensions in mm.

DIM	MIN.	MAX.
A	5.24	5.84
B	4.52	4.95
C	4.31	5.33
D	0.40	0.53
E	—	0.76
F	1.14	1.39
G	2.28	2.97
H	0.91	1.17
J	0.71	1.22
K	12.70	—
L	12 DEG	48 DEG

Packing Detail

PACKAGE	STANDARD PACK		INNER CARTON BOX		OUTER CARTON BOX		
	Details	Net Weight/Qty	Size	Qty	Size	Qty	Gr Wt
TO-72	1 K/Polybag	325 gm/1K pcs	3" x 7.5" x 7.5"	5K	17" x 15" x 13.5"	80K	32 kgs

Disclaimer

The product information and the selection guides facilitate selection of the CDIL's Discrete Semiconductor Device(s) best suited for application in your product(s) as per your requirement. It is recommended that you completely review our Data Sheet(s) so as to confirm that the Device(s) meet functionality parameters for your application. The information furnished in the Data Sheet and on the CDIL Web Site/CD is believed to be accurate and reliable. CDIL however, does not assume responsibility for inaccuracies or incomplete information. Furthermore, CDIL does not assume liability whatsoever, arising out of the application or use of any CDIL product; neither does it convey any license under its patent rights nor rights of others. These products are not designed for use in life saving/support appliances or systems. CDIL customers selling these products (either as individual Discrete Semiconductor Devices or incorporated in their end products), in any life saving/support appliances or systems or applications do so at their own risk and CDIL will not be responsible for any damages resulting from such sale(s).

CDIL strives for continuous improvement and reserves the right to change the specifications of its products without prior notice.



CDIL is a registered Trademark of

Continental Device India Limited

C-120 Naraina Industrial Area, New Delhi 110 028, India.

Telephone + 91-11-2579 6150, 5141 1112 Fax + 91-11-2579 5290, 5141 1119

email@cdil.com www.cdilsemi.com