

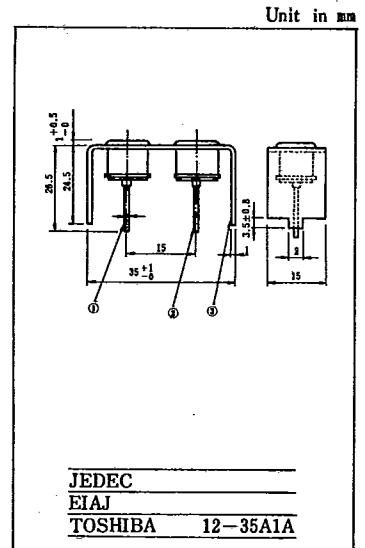
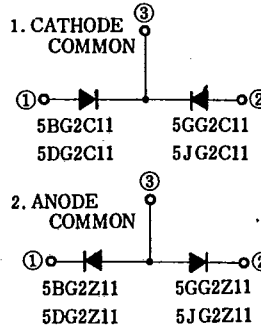
RECTIFIER STACK (HIGH-SPEED CENTER TAP)

5JG2C11 600V 5A

MAXIMUM RATINGS

CHARACTERISTIC	SYMBOL	RATING	UNIT
Repetitive Peak Reverse Voltage	V_{RRM}	5BG2C11, 5BG2Z11	100
		5DG2C11, 5DG2Z11	200
		5GG2C11, 5GG2Z11	400
		5JG2C11, 5JG2Z11	600
Average Output Rectified Current (Ta=40°C) (Fig. 1)	I_O	5	A
Peak One Cycle Surge Forward Current (Non-Repetitive)	I_{FSM}	150(50Hz)	A
Storage Temperature Range	T_j	-20~150	°C
Junction Temperature	T_{jstg}	-20~150	°C

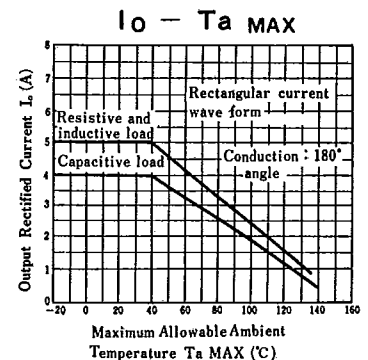
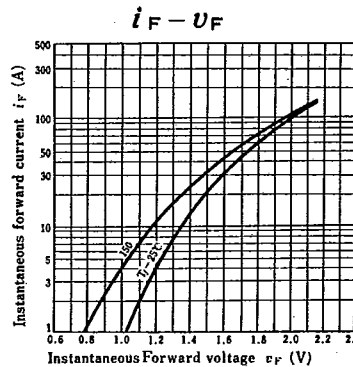
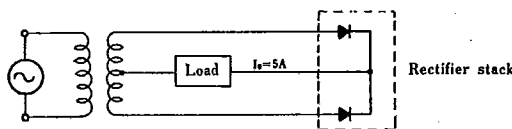
POLARITY



ELECTRICAL CHARACTERISTICS

CHARACTERISTIC	SYMBOL	CONDITION	MIN.	TYP.	MAX.	UNIT
Peak forward voltage	V_{FM}	$I_{FM}=30A, T_a=25°C$	-	-	1.6	V
Repetitive peak reverse current	I_{RRM}	$V_{RRM}=\text{Rated}, T_j=150°C$	-	-	6.0	mA
Reverse recovery time	t_{rr}	$I_O=1A, V_R=30V, T_a=25°C$	-	-	200	μs

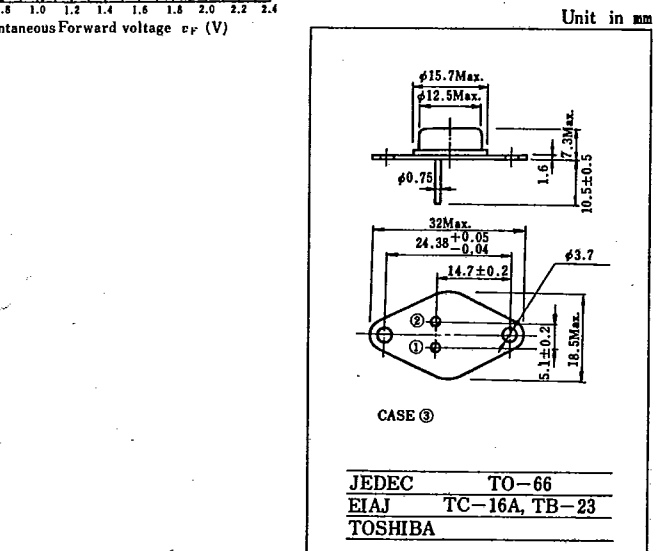
Fig. 1 NORMAL CIRCUIT



10JG2C11 600V 10A

MAXIMUM RATINGS

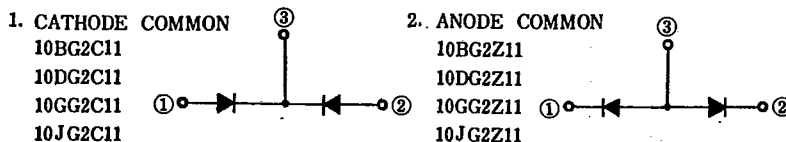
CHARACTERISTIC	SYMBOL	RATING	UNIT
Repetitive Peak Reverse Voltage	V_{RRM}	10BG2C11, 10BG2Z11	100
		10DG2C11, 10DG2Z11	200
		10GG2C11, 10GG2Z11	400
		10JG2C11, 10JG2Z11	600
Average Output Rectified Current	I_O	10	A
Peak One Cycle Surge Forward Current (Non-Repetitive)	I_{FSM}	60(50Hz)	A
Junction Temperature	T_j	-40~150	°C
Storage Temperature Range	T_{stg}	-40~150	°C



ELECTRICAL CHARACTERISTICS

CHARACTERISTIC	SYMBOL	CONDITION	MIN.	TYP.	MAX.	UNIT
Peak Forward Voltage	V_{FM}	$I_{FM}=10A$	-	-	1.6	V
Repetitive Peak Reverse Current	I_{RRM}	$V_{RRM}=\text{Rated}, T_j=150°C$	-	-	3.0	mA
Reverse Recovery Time	t_{rr}	$I_{FSM}=10A$ $di/dt=10A/\mu s$	-	-	700	μs

POLARITY



This datasheet has been downloaded from:

www.DatasheetCatalog.com

Datasheets for electronic components.